

CATALOGUE 022

THE  
EMOTION  
OF LIGHT

IL FANALE



# THE EMOTION OF LIGHT

PRODUCTS INDEX | 2

CORPORATE | 4-9

OUR MATERIALS | 10-17

BESPOKE | 18

F.A.Q. | 502

MAINTENANCE | 503

IP GUIDE | 504

CODE INDEX | 506

**IL FANALE**

# INDEX

## NEWS




Lanterne Slim | 23

Dew | 33

Cone | 41

Madame | 53

## DESIGNFORUS



Alchimia | 67

Alma | 77

Bitta | 83

Bloom | 89

BonTon | 97

BonTon Marble | 109

Etoile | 115

Miami | 123

Molecola | 131

Narciso | 143

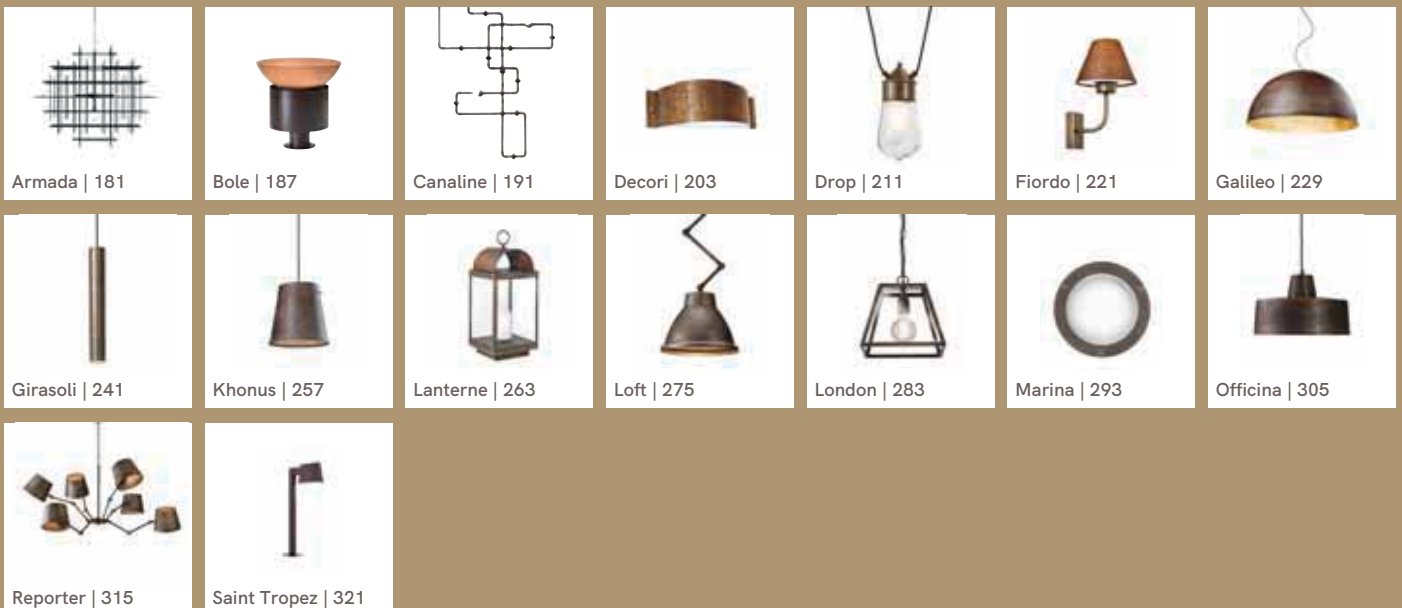
Pliè | 151

Rilegato | 157

Sunset | 167

Typha | 173

## INDUSTRIALFORUS



Armada | 181

Bole | 187

Caneline | 191

Decorì | 203

Drop | 211

Fiordo | 221

Galileo | 229

Girasoli | 241

Khonus | 257

Lanterne | 263

Loft | 275

London | 283

Marina | 293


Officina | 305

Reporter | 315

Saint Tropez | 321



## CLASSICFORUS



## A - Z

- |                        |                       |                      |                      |
|------------------------|-----------------------|----------------------|----------------------|
| ■ Alchimia   67        | ■ Cantina   379       | □ Granaio   429      | □ Patio   451        |
| ■ Alma   77            | ■ Cascina   385       | ■ Khonus   257       | ■ Pliè   151         |
| ■ Anita   329          | ■□ Cone   41          | □ Lanterne   263     | ■ Poggio   457       |
| ■ Armada   181         | ■□ Contrada   393     | □ Lanterne Slim   23 | □ Ponte   463        |
| ■□ Barchessa   337     | ■ Country   399       | ■ Loft   275         | □ Porto   469        |
| ■ Bell   347           | □ Decorì   203        | □ Loggia   437       | □ Quadro   473       |
| □ Bitta   83           | ■ Dew   33            | ■ London   283       | ■ Reporter   315     |
| ■ Bloom   89           | □ Drop   211          | ■ Madame   53        | ■ Rilegato   157     |
| □ Bole   187           | ■ Etoile   115        | □ Marina   293       | □ Saint Tropez   321 |
| ■ Bon Ton   97         | ■ Fior di pizzo   409 | ■ Miami   123        | ■ Sunset   167       |
| ■ Bon Ton Marble   109 | □ Fiordo   221        | ■ Mini   443         | ■ Tabià   483        |
| □ Borgo   355          | ■□ Galileo   229      | ■ Molecola   131     | ■ Typha   173        |
| □ Calmaggiore   369    | □ Garden   419        | ■ Narciso   143      | □ Venezia   491      |
| ■ Canaline   191       | ■ Girasoli   241      | ■ Officina   305     |                      |

# OUR HISTORY

## THE 1980s

Nel 1979 Fausto Dalla Torre e la moglie Luisa Martin fondano Il Fanale, un piccolo laboratorio per la produzione di lampade alle porte di Treviso. Con la volontà di creare un prodotto tradizionale di altissima qualità, usano materiali come il rame, l'ottone e il ferro, che sottopongono a un particolare processo di ossidazione la cui formula è ancora oggi un segreto di famiglia.

*In 1979, Fausto Dalla Torre and his wife Luisa Martin establish Il Fanale a small workshop for producing lamps on the outskirts of Treviso. With the desire to create a traditional product of the highest quality, they use materials such as copper, brass and iron, which undergo a special oxidation process according to a formula that is still a family secret.*



## THE 2000s

Cresciuti in azienda, Marzia e Tomas Dalla Torre ereditano dai genitori la passione per l'illuminazione. Nel 2004 Il Fanale li accoglie, ciascuno secondo le sue inclinazioni. Dal loro ingresso, alle lampade dallo stile rustico iniziano ad affiancarsi le prime collezioni dal gusto contemporaneo. Nascono dapprima la linea industrial dalle ascendenze vintage, poi la New Decò che valorizza il fascino antico dell'ottone abbinato al vetro. I mercati esteri premiano la nuova visione dell'azienda. Nel 2015 Marzia diventerà direttore generale, Tomas direttore artistico.

*Having grown up in the company, Marzia and Tomas Dalla Torre inherit their parents' passion for lighting. In 2004, they are made welcome at Il Fanale, each one contributing with their own talents. After joining the company, the first collections in contemporary style are introduced alongside rustic style lamps. First comes the industrial line with its vintage origins, followed by the New Decò line, which enhances the antique charm of brass combined with glass. Foreign markets appreciate the company's new vision. In 2015, Marzia becomes the company's general manager, and Tomas the artistic director.*



## THE 2010s

Laboratorio di idee dove prendono vita progetti sperimentali, Torremato nasce dall'esigenza creativa di sviluppare concept fuori dagli schemi insieme ai designer. Un'intuizione vincente: nel 2014 la lampada Bitta di Enzo Berti ottiene il Compasso d'Oro, il più prestigioso premio di design industriale al mondo, «per aver aggiunto funzionalità a un oggetto tradizionale e simbolico, rinnovandolo in modo discreto».

*A lab of ideas where experimental projects come to life, the Torremato line is born from the creative need to develop unconventional concepts together with designers. Winning insight: in 2014, the Bitta lamp by Enzo Berti wins a 'Compasso d'Oro' Award, the most prestigious award for industrial design in the world, "for adding functionality to a classic and symbolic object, renewing it in a discreet way".*



## THE 2020s

Il Fanale prosegue la sua esplorazione del mondo della luce. Da sempre aperta all'ibridazione, scopre nel métissage mediterraneo una nuova chiave espressiva per la sua multiforme personalità.

*Il Fanale continues its exploration of the world of light. Always open to hybrid creations, the company discovers a new way to express its multifaceted personality in Mediterranean fusion.*



# OUR PHILOSOPHY

Un métissage dal sapore mediterraneo.

Il Mediterraneo è un mare che unisce. Unisce le persone portandole da un luogo all'altro e unisce le culture all'insegna di un'estetica fatta di colori caldi, materie vive, artigianalità.

Nello stile mediterraneo convivono la Spagna e la Grecia, il Marocco e la Provenza, le isole della Sicilia e le nostre, quelle della laguna veneta. Ma la mediterraneità è molto più della somma dei suoi stili, è un approccio alle cose che esplora la natura della materia e cerca la verità del tocco, del contatto umano.

*A Mediterranean-style fusion.*

*The Mediterranean is a sea that unites. It unites people by bringing them from one place to another, and it unites cultures with an aesthetic concept comprising warm colours, living materials and craftsmanship.*

*Spain and Greece, Morocco and Provence, the islands of Sicily and our islands in the Venetian lagoon all share Mediterranean style. But Mediterranean style is much more than the sum of its styles, it is an approach towards things that explore the nature of materials and seek the reality of touch, of human contact.*













# OUR PEOPLE

Mettiamo le persone al di sopra dei numeri: chi lavora per Il Fanale è parte di una comunità di ideali e di intenti dove è la passione a fare la differenza rispetto all'offerta di massa. Perché non c'è saper fare senza le persone che sanno fare.

*We put people before numbers: those who work for Il Fanale are part of a community of ideals and goals, where passion sets us apart from the mass market. Because there is no know-how without talented people.*



## MADE IN ITALY & SUSTAINABILITY

La produzione delle lampade Il Fanale è interamente italiana. Nel nostro laboratorio di San Biagio di Callalta, alle porte di Treviso, uniamo saperi antichi alle tecnologie più recenti per realizzare prodotti dall'alto contenuto progettuale, secondo i dettami del miglior made in Italy. La produzione 100% locale, l'impiego di materiali ecocompatibili e un design pensato per durare nel tempo fanno del Fanale un'azienda che ha la sostenibilità nel DNA. Recentemente abbiamo installato i pannelli solari per produrre l'energia di cui abbiamo bisogno e stiamo studiando soluzioni per ridurre al minimo la plastica usata per alcune componenti elettriche ed eliminare il polistirolo dagli imballaggi.

*Il Fanale lamps are entirely made in Italy. At our lab, in San Biagio di Callalta on the outskirts of Treviso, we combine ancient techniques with cutting-edge technology to create products with sophisticated design, in line with the principles of the best Made in Italy. Il Fanale is a company with sustainability in its DNA thanks to 100% local production, eco-friendly materials and a design intended to last. We have recently installed solar panels to produce the energy we need. We are also looking at ways to minimise the plastic used for some electrical components and eliminate polystyrene from our packaging.*

# OUR MATERIALS

La materia è il cuore del nostro design. Abbiamo scelto di usare materiali nobili come l'ottone, il rame e il ferro: li trattiamo artigianalmente con processi particolari che conferiscono un aspetto unico e inimitabile a ogni pezzo e li abbiniamo alle più alte eccellenze locali come il vetro di Murano e le ceramiche di Bassano.

*Materials are at the heart of our design. We have chosen to use prestigious materials such as brass, copper and iron: we treat them by hand using special techniques that give each piece a unique and unrepeatable look. We combine them with the finest local materials such as Murano glass and Bassano ceramics. Because there is no know-how without talented people.*





# OUR MATERIALS

## Ottone | Brass

L'ottone è una lega di rame e zinco dalla particolare colorazione dorata. Sottoposto a un processo di ossidazione accelerata, una lavorazione totalmente artigianale tramandata all'interno della famiglia, acquisisce una particolare brunitura che definiamo anticata. Nelle lampade da esterno l'ottone, sottoposto ad agenti atmosferici e salinità, è destinato ad acquistare nel tempo sfumature più o meno accentuate e sempre diverse.

*Brass is an alloy of copper and zinc with a distinctive golden colour. It undergoes an accelerated oxidation process, a totally artisan process handed down within the family, and acquires a special burnish that we call antique. For our outdoor lamps, brass, subjected to weather conditions and salinity, it is destined to acquire more or less enhanced shades over time that are always different.*

## Rame | Copper

Il rame è un metallo molto duttile caratterizzato da una tonalità rossastra. Come gli altri metalli, è sottoposto a un trattamento di ossidazione accelerata attraverso il quale acquista una finitura anticata. Nei prodotti outdoor l'ossidazione continua nel tempo in modo naturale: il rame assume sfumature marrone scuro per effetto del sole e della pioggia, verdi quando esposto all'aria salina delle località di mare.

*Copper is a very ductile metal featuring a reddish hue. Like the other metals, it undergoes an accelerated oxidation treatment that gives it an antique finish. With outdoor lighting products, oxidation continues over time in a natural way: copper acquires dark brown nuances from the effect of the sun and rain, and green overtones when exposed to the salty air of seaside locations.*

## Ferro | Iron

Materiale nobile, il ferro è un metallo lucente, tenace e malleabile. Anche il ferro, come gli altri metalli, viene sottoposto a un processo di anticatura che crea segni caratteristici sempre diversi su singolo pezzo, che ne esaltano l'identità.

Nelle lampade destinate all'uso esterno, il naturale processo di ossidazione continua nel tempo, conferendo al materiale sfumature rossastre.

*A precious material, iron is a shiny, tough and malleable metal. Like other metals, iron undergoes an antiquing process that creates characteristic marks on each piece that are always different, enhancing its identity. With lamps intended for outdoor use, the natural oxidation process continues over time, giving the material reddish hues.*



## Processo di anticatura

### *Burnished process*

I metalli vengono sottoposti ad un trattamento di ossidazione accelerata che conferisce una particolare patina di invecchiamento, che noi definiamo "anticato". Questa speciale lavorazione fa sì che ogni materiale assuma una propria caratteristica di colore:

l'ottone assume una colorazione che tende al "verde bosco"; il rame acquisisce tonalità che riportano al "rosso mattone"; il ferro sviluppa una caratteristica ruggine grigiastra. L'ossidazione accelerata viene successivamente bloccata con un particolare procedimento ad alta temperatura: gli elementi vengono poi puliti a mano e resi brillanti od opachi mediante l'applicazione di apposite patine e cere. Il ferro viene trattato con una speciale vernice trasparente.

*Metals are subjected to a quick oxidation treatment which gives a characteristic ageing patina, that we define "antiqued". This particular manufacturing makes sure that every material adopts its own colour feature: brass holds a colouring verging on "wood green", copper acquires tones which refer to "red-brick"; iron develops a characteristic greyish rust. The quick oxidation is later stopped with a particular high temperature proceeding: the elements are then cleaned by hand and made bright or opaque through the application of suitable patinas and waxes. Iron is treated with a particular transparent paint.*

Before



Ottone | Brass

After




Ottone Anticato | Antique Brass




Rame | Copper



Rame Anticato | Antique Copper



Ferro | Iron



Ferro Anticato | Antique Iron







NUOVE  
FINITURE  
NEW  
FINISHES



**Grafene**  
(Ferro o Ottone | *Iron or Brass*)



**Morocco**  
(Ferro o Ottone | *Iron or Brass*)

OTTONE  
BRASS




**Ottone Anticato** | *Antique Brass*



**Ottone Naturale** | *Natural Brass*

# RAME COPPER



Rame Anticato | *Antique Copper*



Ottone Brunito | *Burnished Brass*  
(only Rilegato Collection)

# FERRO IRON



Ferro Anticato | *Antique Iron*

# BESPOKE & REFERENCES

Crediamo che ogni luogo sia portatore di unicità. Per questo offriamo soluzioni personalizzate per qualsiasi ambiente, dal domestico al contract, dal pezzo unico al grande progetto.

*We believe that every place conveys uniqueness. We therefore offer customised solutions for any setting, from homes to the contract sector, from one-offs to major projects.*

## Su Misura | *Custom-made*

Il concetto di "su misura" viene dalla moda: significa progettare e poi creare qualcosa ad hoc. L'abbiamo introdotto anche nel nostro lavoro, rendendolo sartoriale: la produzione locale e la sensibilità al tema della progettazione ci permettono di dare vita a qualsiasi idea, senza limiti di forma, né di scala, né di accostamento dei materiali.

*The concept of 'custom-made' comes from the world of fashion: it means designing and then creating something bespoke. We have also introduced it into our work, making it tailored: local production and awareness of the theme of design allow us to develop any idea, without any limits in terms of shape, scale or combination of materials.*

## Dialogo | *Dialogue*

In un progetto su misura, il punto di partenza è sempre il dialogo con il cliente, l'architetto o l'interior designer. È dal suo racconto che riusciamo a farci un'idea di quali sono le esigenze pratiche, ma anche lo stile, le caratteristiche dello spazio e le aspettative rispetto alla qualità dell'illuminazione.

*The starting point for a custom-made project is always dialogue with the customer, architect or interior designer. The customer provides us with an idea of the practical requirements, the style, the characteristics of the space and the expectations regarding the quality of lighting.*

## Progettazione | *Design*

Nello studio interno, i tecnici del Fanale trasformano l'idea in un progetto.

Il processo di progettazione si compone di varie fasi durante le quali vengono prodotti render, mockup, disegni tecnici e prototipi, così da arrivare rapidamente e in modo efficace al prodotto finito, perfetta fusione tra lighting design, artigianalità e tecnologia.

*At the Il Fanale in-house studio, our technicians turn ideas into projects. The design process of lamps includes various phases during which renderings, mock-ups, technical drawings and prototypes are produced. We quickly and efficiently achieve the end product, a perfect fusion of lighting design, craftsmanship and technology.*

DISCOVER ALL REFERENCES ON  
[www.ilfanale.com](http://www.ilfanale.com)



*ICARO HOTEL, TRENTO - ITALY*

*Architect: MoDus Architects  
Photography: Gustav Willeit*



*KATARA SOUTH PLAZA - QATAR*

*Lighting designer & Supplier : MASQ – Moonlight Architectural Squad*



*SAXON + PAROLE - NEW ZEALAND*

*Architect: Coombes and Gabbie*

*DOUBLE TREE HILTON ROME MONTI - ITALY*

*Architect: THDP  
Photography: Janos Grapow*







# NEWS

Il Fanale presenta le ultime novità, all'insegna di uno stile mediterraneo dove convivono la Spagna e la Grecia, il Marocco e la Provenza, le isole della Sicilia e quelle della laguna veneta. Uno stile che esplora la purezza della materia e che nell'eleganza di forme semplici ritrova la verità del tocco umano.

*Il Fanale presents its latest novelties, in perfect alignment with the Mediterranean style shared by Spain, Greece, Morocco, Provence, the Sicilian islands and those of the Venetian lagoon. A style that explores pure materials and rediscovers the true beauty of the human touch in the elegance of simple shapes.*



# LANTERNE SLIM

DT STUDIO

Come scrigni di luce che illuminano l'ambiente circostante preservandone l'intimità e creando un'atmosfera sofisticata, le lanterne della collezione sono caratterizzate da linee discrete ed eleganti. La struttura in ottone anticato le rende ideali anche per i contesti più naturali. Lanterne Slim è disponibile nella versione a terra, in tre varianti dimensionali, o applique.

*Like caskets of light that illuminate their surroundings, preserving their intimacy and creating a sophisticated atmosphere, the brass lanterns in the collection feature subtle and elegant lines. The antique brass structure makes them ideal for more natural settings. Lanterne Slim is available in a floor lamp version, in three different sizes, or as a wall lamp.*

*on the left*

*Lanterne Slim 267.04.00, 267.01.00, 267.02.00*







LANTERNE SLIM







*on the left*  
*Lanterne Slim 267.03.00*



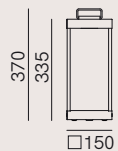






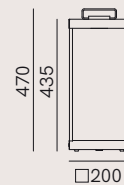
*Lanterne Slim 267.02.00*





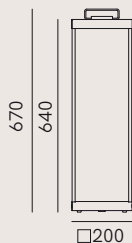
**267.01.00**  
LED 6W 2700K

IP 55



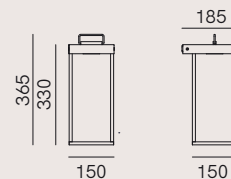
**267.02.00**  
LED 13W 2700K

IP 55



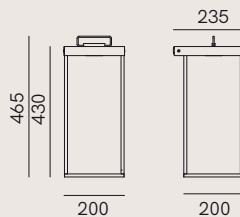
**267.03.00**  
LED 13W 2700K

IP 55



**267.04.00**  
LED 6W 2700K


IP 55



**267.05.00**  
LED 13W 2700K

IP 55

#### FINITURE | FINISHES



**00**  
Ottone Anticato  
*Antique Brass*

#### INSTALLAZIONE | INSTALLATION

Lampada non amovibile con fissaggio a terra.  
Per versione custom con cavo esterno, contattare l'azienda.

*Not removable lamp with ground fixing.  
For custom version with external cable, please contact our offices.*



# DEW

DT STUDIO

Le linee pulite della collezione di lampade da interno Dew danno risalto alla purezza della materia ferro. L'elemento a sospensione può essere usato da solo o in combinazione con altri, per creare composizioni lineari o raggruppamenti dall'effetto scenografico. Dew è disponibile anche in versione lampada da parete/soffitto.

*The clear-cut lines of the Dew collection of Italian indoor lamps highlight the pure nature of iron. The pendant lamp can be used on its own or combined with others to create linear compositions or groups with a spectacular effect. Dew is also available in a modern wall/ceiling lamp version.*

*on the left*

*Dew 289.01.FFT, 289.12.FFT*











*Dew 289.05.FFT (ceiling or wall installation)*



*Dew 289.12.FFT*

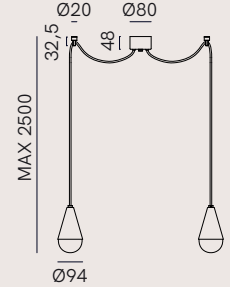




**289.01.FFT**

1 x Max 5W LED G9

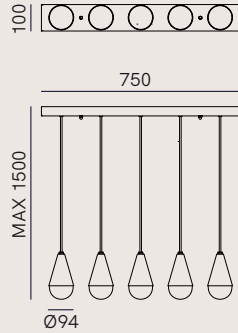
IP20



**289.10.FFT**

2 x Max 5W LED G9

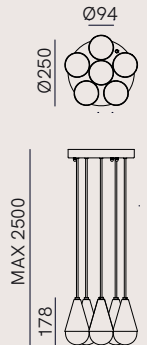
IP20



**289.11.FFT**

5 x Max 5W LED G9

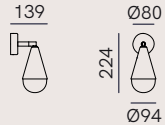
IP20



**289.12.FFT**

6 x Max 5W LED G9

IP20



**289.05.FFT**

1 x Max 5W LED G9

IP20


**FINITURE | FINISHES**

**Montatura | Frame**



**FF**  
Ferro Anticato  
Antique Iron

**Vetro | Glass**



**T**  
Trasparente  
Transparent



# CONE

DT STUDIO

La collezione di lampade Cone è un chiaro richiamo alla semplicità naturale della forma. Il segno classico ma al tempo stesso minimal completa qualsiasi spazio, domestico o pubblico. La gamma si compone di modelli a sospensione e applique di varie tipologie e dimensioni. Cone è disponibile sia in versione indoor sia outdoor.

*The Cone collection of lamps clearly recalls the natural simplicity of shapes. Its classic yet minimalist trait complements any domestic or public space. The range includes modern pendant lamps and wall lamps of various types and sizes. Cone is available in an indoor and outdoor version.*

*on the left*

*Cone outdoor 286.12.OOB*



*Cone outdoor 286.18.OOB*

*Cone outdoor 286.16.OOB*



*on the right*  
*Cone outdoor 286.17.OOB*





CONE













*Cone indoor 286.07.EE*

*Cone outdoor 286.08.FF*



*on the left*

*Cone indoor 286.02.MM*



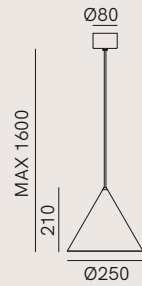
*Cone outdoor, glass cover detail*



*Cone indoor, internal detail*



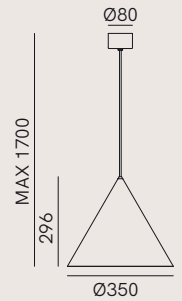
CONE



**286.13.OOB**

1 x Max 15W LED E27

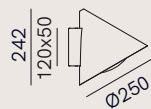
IP 55



**286.12.OOB**

1 x Max 15W LED E27

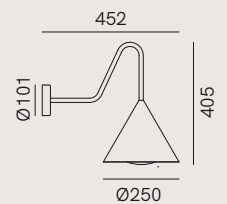
IP 55



**286.16.OOB**

1 x Max 15W LED E27

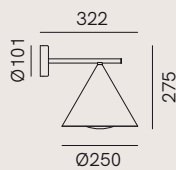
IP 55



**286.17.OOB**

1 x Max 15W LED E27

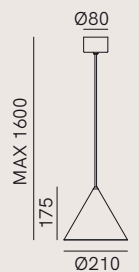
IP 55



**286.18.OOB**

1 x Max 15W LED E27

IP 55

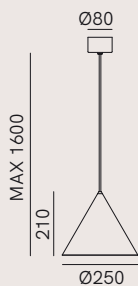


**286.01.FF / MM / EE**

1 x Max 10W LED E14

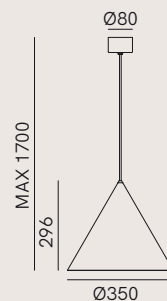
IP20





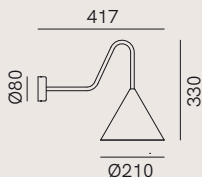
**286.02.FF / MM / EE**  
1 x Max 15W LED E27

IP20



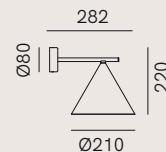
**286.03.FF / MM / EE**  
1 x Max 15W LED E27

IP20



**286.07.FF / MM / EE**  
1 x Max 10W LED E14

IP20




**286.08.FF / MM / EE**  
1 x Max 10W LED E14


IP20

**FINITURE | FINISHES**

**Outdoor**



**OO**  
Ottone Anticato  
*Antique Brass*




**B**  
Vetro Bianco  
*White glass*


**Indoor**



**FF**  
Ferro Anticato  
*Antique Iron*



**MM**  
Morocco



**EE**  
Grafene



# MADAME

DT STUDIO

Madame è una collezione dalle linee leggere ed eleganti, che come una ballerina danzante attrae l'attenzione di chi la guarda. Gli elementi che rendono la sua forma perfetta sono la raggiatura del busto e una testa minuziosamente proporzionata, adornata da una piccola sfera. Madame è disponibile in ottone naturale o in versione bicolore, nei modelli a sospensione (singola o doppia), applique e faretto a soffitto.

*The Madame collection of lamps features light and elegant lines, attracting the attention of the observer like a dancing ballerina. The elements comprising its perfect shape are the radiating torso and meticulously proportioned head, adorned with a small sphere. Madame is available in natural brass or a two-tone version, as a pendant lamp (single or double), wall lamp and ceiling spotlight version.*

*on the left*

*Madame 288.01.ME, 288.20.ME*



*Madame 288.20.ME*









*Madame 288.01.ME*

*on the left*

*Madame 288.10.ME*



*Madame 288.03.ME*









*Madame 288.01.ON*

*on the left*

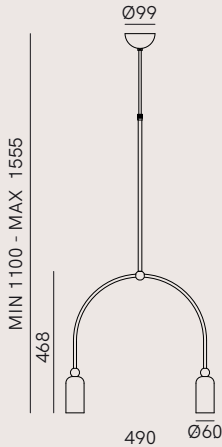
*Madame 288.03.ON*

**MADAME**



*Madame 288.10.ON*

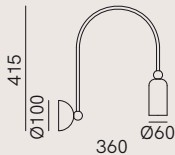




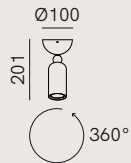
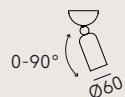
**288.03.ON / ME**  
2 x Max 5W LED GU10 IP20  
GU10 PAR16 Max H 53mm



**288.01.ON / ME**  
1 x Max 5W LED GU10 IP20  
GU10 PAR16 Max H 53mm




**288.10.ON / ME**  
1 x Max 5W LED GU10 IP20  
GU10 PAR16 Max H 53mm




**288.20.ON / ME**  
1 x Max 5W LED GU10 IP20  
GU10 PAR16 Max H 53mm

**FINITURE | FINISHES**




**ON**  
Ottone Naturale  
Natural Brass

**Montatura | Frame**



**M**  
Morocco

**Testa | Shade**



**E**  
Grafene



# DESIGNFORUS

**Designforus** esprime il perfetto equilibrio tra forma, funzione e tecnologia. Si ispira alla tradizione locale, ma anche a epoche lontane; al minimalismo, ma anche alla sperimentazione più spinta. Tra essenzialità e decoro, Design è l'espressione postmoderna di un contemporaneo senza tempo.

*Designforus expresses the perfect balance of form, function and technology. Inspired by local traditions as well as by bygone times; by minimalism yet also by extreme experimentation, Design is the post-modern expression of a timeless contemporary style that comprises minimalism and décor.*





# ALCHIMIA

BROGLIATO TRAVERSO

Dalla combinazione tra un elemento cilindrico in ottone naturale e diffusori in vetro di diverse forme nasce una collezione delicata ed elegante. Lampade a sospensione che si possono comporre per rendere unico e speciale ogni ambiente, in un'alchimia di proporzioni, accostamenti, dimensioni, forme e materiali.

*A natural brass cylindrical element combined with glass diffusers in different shapes gives rise to a delicate and elegant collection. Pendant lamps can be arranged to make any context unique and special, with an alchemy of proportions, combinations, sizes, shapes and materials.*

*on the left*

*Alchimia 277.05, 277.02, 277.03, 277.04, 277.06  
in natural brass finish (ONT)*



*on the right*

**Custom Solution**

*Alchimia 277.02, 277.06, 277.05, 277.03, 277.04*

*in Morocco finish*





*Alchimia 277.15, 277.16, 277.12, 277.13, 277.14  
in natural brass finish (ONT)*



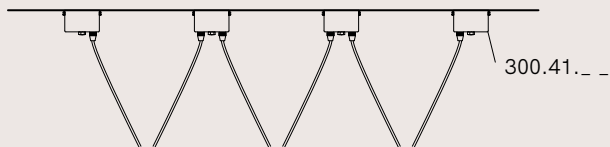


## COMPOSITIONS

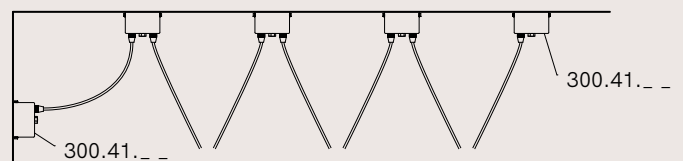


### Esempi di composizione | Example of compositions

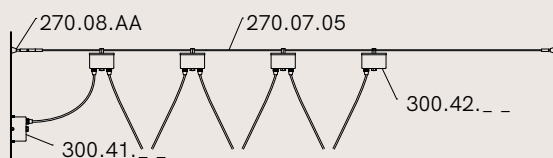
Installazione con allacciamento elettrico a soffitto  
Ceiling installation with ceiling electrical connection



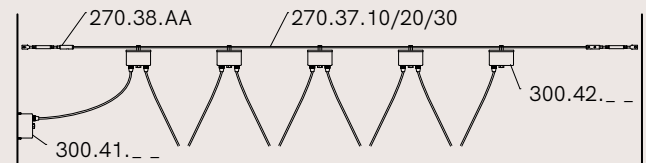
Installazione a soffitto con allacciamento elettrico a parete  
Ceiling installation with wall electrical connection



Installazione su cavo d'acciaio fino a 5 mt. (fino a 3 lampade)  
Up to 5 mt. steel cable installation (up to 3 lamps)




Installazione su cavo d'acciaio > 5 mt. (superiore a 3 lampade)  
> 5 mt. steel cable installation (for more than 3 lamps)



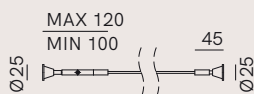


### Accessori | Accessories



270.07.05 - 5 mt. - Ø3 mm  
 270.37.10 - 10 mt. - Ø4 mm  
 270.37.20 - 20 mt. - Ø4 mm  
 270.37.30 - 30 mt. - Ø4 mm

Cavo d'acciaio  
 Steel cable



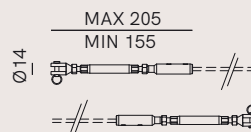
#### 270.08.AA

Kit per cavo d'acciaio fino a 5 mt.  
 Kit for steel cable up to 5 mt.



#### 300.42.ON / OO

Scatola di connessione per cavi d'acciaio  
 Junction box for steel cables



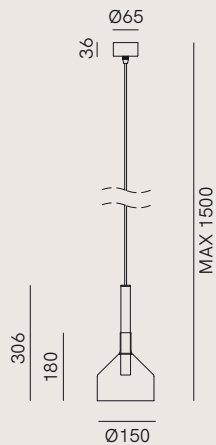
#### 270.38.AA

Kit 2 tiranti per cavo d'acciaio > 5 mt.  
 Kit 2 tie rods for steel cable > 5 mt.



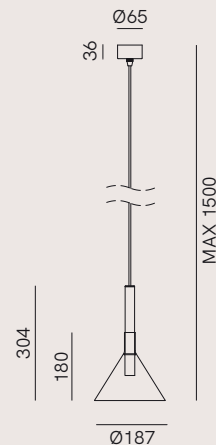
#### 300.41.ON / OO

Rosone muro/soffitto con 2 stringicavo più 2 tappi  
 Wall/Ceiling canopy with 2 cable glands and 2 plugs



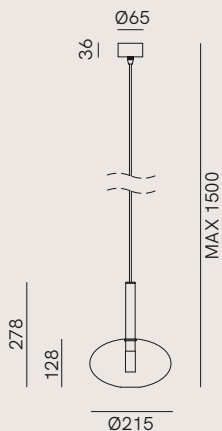
**277.02.ONT / OOT**  
1x Max 5W LED G9

IP20



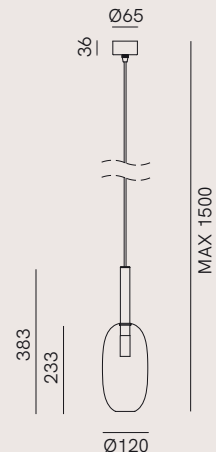
**277.03.ONT / OOT**  
1x Max 5W LED G9

IP20



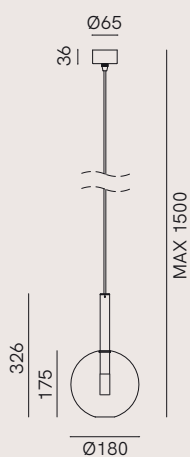
**277.04.ONT / OOT**  
1x Max 5W LED G9

IP20



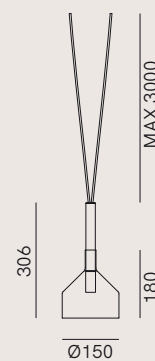
**277.05.ONT / OOT**  
1x Max 5W LED G9

IP20



**277.06.ONT / OOT**  
1x Max 5W LED G9

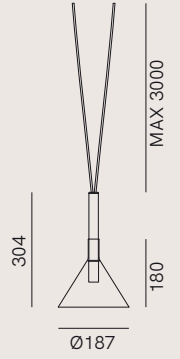
IP20



**277.12.ONT / OOT**  
1x Max 5W LED G9

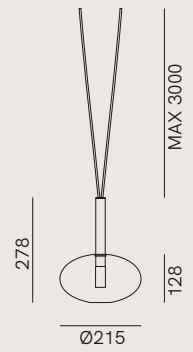
IP20





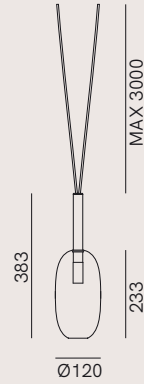
**277.13.ONT / OOT**  
1x Max 5W LED G9

IP20



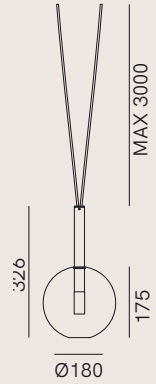
**277.14.ONT / OOT**  
1x Max 5W LED G9

IP20



**277.15.ONT / OOT**  
1x Max 5W LED G9

IP20




**277.16.ONT / OOT**  
1x Max 5W LED G9


IP20

**FINITURE | FINISHES**

**Montatura | Frame**




**ON**  
Ottone Naturale  
*Natural Brass*




**OO**  
Ottone Anticato  
*Antique Brass*

**Vetro | Glass**




**T**  
Trasparente  
*Transparent*

**CUSTOM SOLUTION**



Morocco



Grafene



RAL



# ALMA

MATTEO CIBIC

Dalla suggestiva fusione di vetro e ottone nasce Alma, una collezione di lampade dal design contemporaneo dove il corpo luminoso sferico è sospeso come su un trapezio, un tocco di surreale ironia in un gioco di geometrie ed equilibrio.

Il segno di luce dato dalla fonte luminosa a LED dimmerabile è intenso: il risultato è un oggetto iconico con un'aura immateriale. Alma è disponibile con finitura ottone spazzolato in cinque modelli a sospensione.

*The evocative fusion of glass and brass gives rise to Alma, a collection of lamps in contemporary design. A spherical luminous body is suspended as if on a trapeze for a touch of surreal irony with an interplay of geometry and balance.*

*The dimmable LED light source provides intense light: the result is an iconic object with an immaterial aura. Alma is available with a brushed brass finish in five pendant lamp models.*

*on the left*

*Alma 282.03.ON*



*Alma 282.01.ON*

*on the right*

**Custom solution**

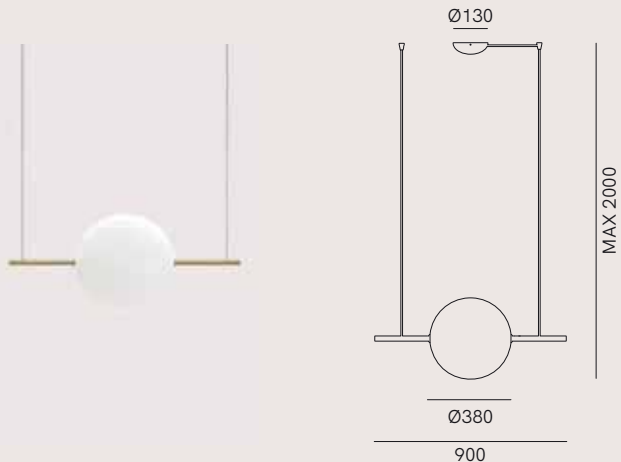
*Alma 282.01 in Morocco finish*



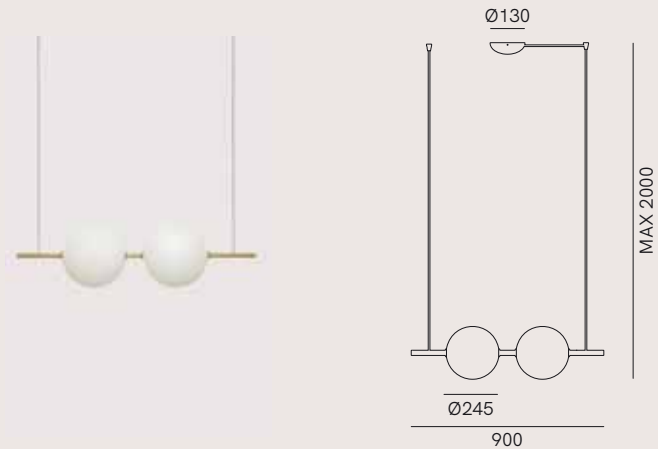




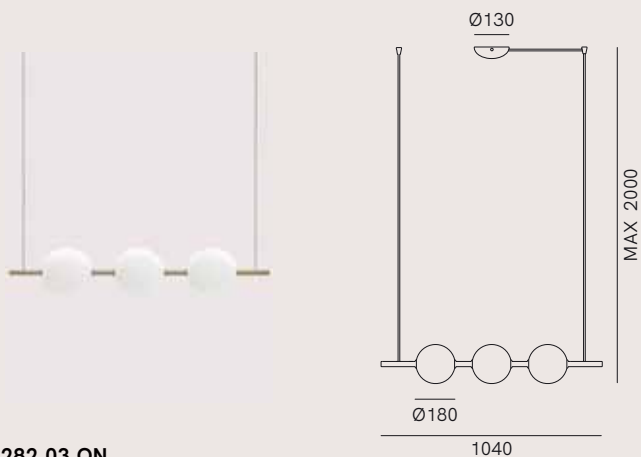
*Alma 282.02.ON*



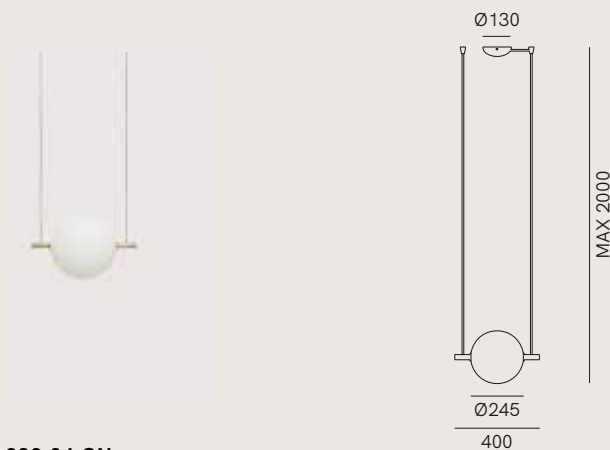
**282.01.ON**  
LED 20W 2700K IP20  
Dimmerabile TRIAC / Dimmable TRIAC



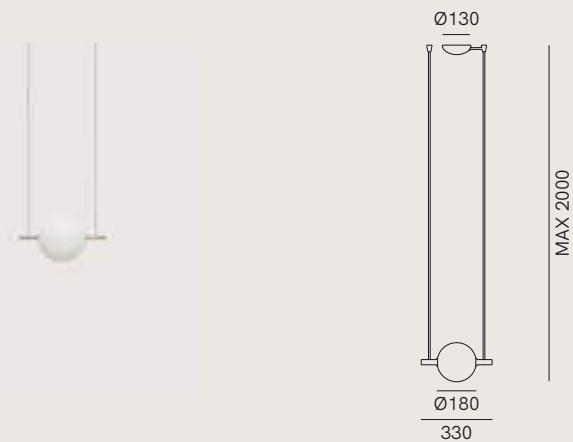
**282.02.ON**  
LED 18,5W 2700K IP20  
Dimmerabile TRIAC / Dimmable TRIAC



**282.03.ON**  
LED 20W 2700K IP20  
Dimmerabile TRIAC / Dimmable TRIAC



**282.04.ON**  
LED 13W 2700K IP20  
Dimmerabile TRIAC / Dimmable TRIAC



**282.05.ON**  
LED 9W 2700K IP20  
Dimmerabile TRIAC / Dimmable TRIAC


**FINITURE | FINISHES**

**Montatura | Frame**




**ON**  
Ottone Naturale  
Natural Brass

**Vetro | Glass**




Borosilicato Bianco  
White borosilicate

**CUSTOM SOLUTION**



Morocco



Grafene



RAL







# BITTA

ENZO BERTI



Compasso d'Oro ADI 2014, Bitta è una lampada per esterni che rilegge in chiave contemporanea e innovativa un oggetto tradizionale e iconico: la bitta nautica. Il disegno, intuitivo e lineare, esalta la matericità della collezione. Il fascio luminoso emesso verso il basso è simbolo dell'attenta ricerca volta al rispetto dell'ambiente.

*Bitta, winner of a Compasso d'Oro ADI Award 2014, is an outdoor lamp that gives a contemporary and innovative twist to a classic and iconic object: the boating cleat. Its intuitive, linear design enhances the material quality of the collection. The light beam shining downwards is the outcome of careful research that respects the environment.*

*on the left*  
Bitta T1E5



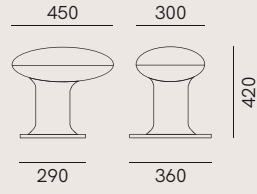
*on the right*  
*Bitta T1E5*







*Bitta, finishes details (on the left antique brown, on the right grey)*



**T1.B5 / E5**

LED 15W 3000K IP 66

Dimmerabile TRIAC / *Dimmable TRIAC*

---

**FINITURE | FINISHES**

Ghisa Verniciata | *Painted Cast Iron*



**B5**  
Grigio  
Grey



**E5**  
Marrone antico  
Antique brown





# BLOOM

MATTEO ZORZENONI

La collezione di lampade Bloom ricorda la preziosità delle bottiglie di profumo e dei diffusori orientali di essenze.

La tipologia di vetro dà vita a diversi effetti di luce, più ovattata o più sensuale.

La magia dell'oggetto è viva sia nel pezzo singolo sia nella combinazione di più varianti. La collezione si compone di lampade a sospensione, da tavolo e applique. Il vetro grigio o rosa, anche in versione satinata, è caratterizzato dalla lavorazione balloton, una tecnica tradizionale veneziana dal particolare effetto ottico.

*The Bloom collection of lamps is reminiscent of the precious nature of perfume bottles and diffusers of oriental essences.*

*The type of glass gives rise to different light effects, more subdued or more sensual.*

*The magical object comes alive as a single piece or in a combination of several versions.*

*The collection includes pendant lamps, table lamps and wall lamps. The grey or pink glass, also available in a satin version, features a 'balloton' detail, a traditional Venetian technique with a special optical effect.*

*on the left*

*Bloom 279.01.G, 279.02.PS*





*Bloom 279.01.P*

*on the right*  
*Bloom 279.05.G*



*Bloom 279.02.G*






*on the right*  
*Bloom 279.04.G*







## FINITURE VETRO | GLASS FINISHES




G - Grigio trasparente / *Transparent Grey*



P - Rosa trasparente / *Transparent Pink*

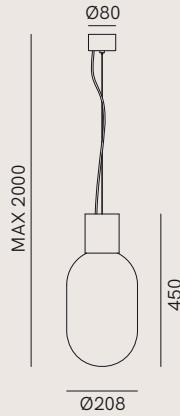


GS - Grigio satinato / *Frosted Grey*



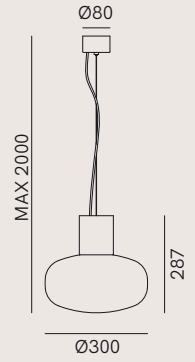
PS - Rosa satinato / *Frosted Pink*





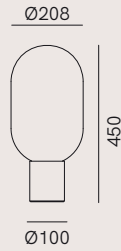
**279.01.G / P / GS / PS**  
1 x Max 15W LED E27

IP20



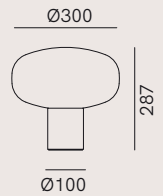
**279.02.G / P / GS / PS**  
1 x Max 15W LED E27

IP20



**279.03.G / P / GS / PS**  
1 x Max 15W LED E27  
Non dimmerabile / Not dimmable

IP20



**279.04.G / P / GS / PS**  
1 x Max 15W LED E27  
Non dimmerabile / Not dimmable

IP20



**279.05.G**  
1 x Max 10W LED E14

IP20

**NEW**

**FINITURE | FINISHES**

**Montatura | Frame**



Ottone Naturale  
Natural Brass

**Vetro | Glass**



**G**  
Grigio trasparente  
Transparent Grey



**P**  
Rosa trasparente  
Transparent Pink



**GS**  
Grigio satinato  
Frosted Grey



**PS**  
Rosa satinato  
Frosted Pink



# BON TON

CRISTINA CELESTINO

Bon Ton è un'iconica collezione di lampade ispirata al mondo della gioielleria e a un'elegante femminilità. Elemento iconico del prodotto è il ricciolo di chiusura, che richiama un orecchino. Lampada da terra, da tavolo o a sospensione, Bon Ton è declinata in moltissime varianti, che differiscono per la forma del diffusore più o meno sferica, per i dettagli di chiusura in ottone e legno di rovere e per i colori.

*Bon Ton is an iconic collection of lamps inspired by the world of jewellery and elegant femininity. The iconic feature of the product is the curl of the closure, reminiscent of an earring. Bon Ton is a floor lamp, table lamp or pendant lamp available in many versions. They differ in the shape, more or less spherical, of the diffuser, and in the details of the closure in brass and oak wood, and in colours.*

*on the left*

*Bon Ton N1A10, N2D10*



*BonTon N1A10, N2D10*



*BonTon N1A10 detail*

*on the right*  
*BonTon N1G10, N3F10*







*BonTon N3E10*



*BonTon N3E1, curl in copper finish*



*BonTon N4A3EO*



*BonTon N4A3EO, curl in brass finish*

*on the right*  
*BonTon N9D3FO*





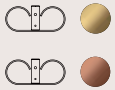


*BonTon N2D1*



*BonTon N6F3EO*

N1



N1A10

N1G10

N1B10

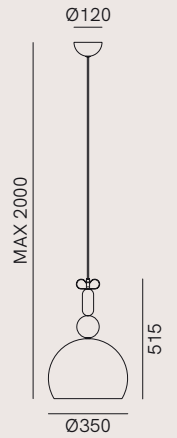
N1A1

N1G1


N1B1

1 x Max 15W LED E27

IP20



N2



N2C10


N2D10

N2C1

N2D1

1 x Max 15W LED E27

IP20



N3



N3G10

N3E10

N3D10

N3F10

N3H10

N3G1

N3E1

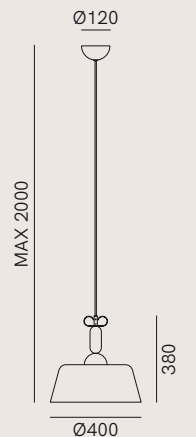
N3D1

N3F1

N3H1

1 x Max 15W LED E27

IP20



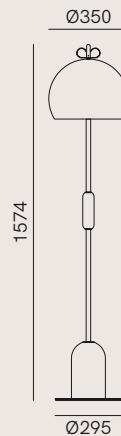
N7



N7A3AO

N7G3AO

N7B3AO



3 x Max 10W LED E14 IP20  
Non dimmerabile / Not dimmable

N9



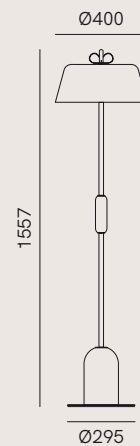
N9G3FO

N9E3FO

N9D3FO


N9F3FO

N9H3FO




3 x Max 10W LED E14 IP20  
Non dimmerabile / Not dimmable

FINITURE | FINISHES



ottone naturale  
natural brass

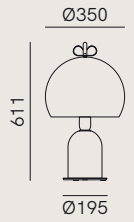


rame  
copper



Interno verniciato bianco  
white varnished interior

N4



N4A3EO

N4G3EO

N4B3EO

3 x Max 10W LED E14 IP20  
Non dimmerabile / Not dimmable

N6



N6G3EO

N6E3EO

N6D3EO

N6F3EO

N6H3EO

3 x Max 10W LED E14 IP20  
Non dimmerabile / Not dimmable


Alluminio verniciato | *Painted Aluminium*




RAL 9003  
bianco  
white



RAL 7038  
grigio  
grey



RAL 9005  
nero  
black



RAL 3015  
rosa  
pink



RAL 3014  
rosa antico  
antique pink



RAL 5024  
azzurro  
light blue



RAL 6000  
verde  
green



RAL 1018  
giallo  
yellow





# BON TON MARBLE

CRISTINA CELESTINO

Nella versione preziosa della lampada a sospensione Bon Ton, la sfera è realizzata in vetro sfumato mentre l'elemento di chiusura è in marmo bianco Carrara Gioia o verde Guatemala.

Resta riconoscibile il ricciolo in ottone che richiama un orecchino, fil rouge tra due collezioni egualmente iconiche che esprimono il massimo dell'eleganza e della femminilità.

*The precious version of the Bon Ton pendant lamp has a sphere made of shaded glass, whereas the closing element is made of white Carrara Gioia or Guatemala green marble. The recognisable brass curl, reminiscent of an earring, is the common thread between two equally iconic collections that express the ultimate in elegance and femininity.*

*on the left*

*Bon Ton Marble N16L30*



*Bon Ton Marble N16L30, Carrara Gioia marble and satin grey glass*

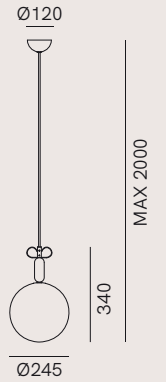


*Bon Ton Marble N16M30, Guatemala marble and satin pink glass*





*Bon Ton Marble N16L30*




**N16L30**

**N16M30**

1 x Max 10W LED E14

IP20

 E14 T25 (only)

**FINITURE | FINISHES**

**N16L30**



Marmo Carrara Gioia  
*Carrara Gioia Marble*




Vetro borosilicato grigio satinato  
*Satin grey borosilicate glass*

**N16M30**



Marmo Guatemala  
*Guatemala Marble*



Vetro borosilicato rosa satinato  
*Satin pink borosilicate glass*





# ETOILE

DESIGN MIRTA LANDO

Sottile ed elegante come una ballerina, la collezione di lampade da interno Étoile ha linee delicate ed essenziali.

La collezione, disponibile con struttura in ottone naturale o anticato e vetro borosilicato è composta da sospensione, piantana, lampada da tavolo e applique.

*As slender and elegant as a ballerina, the Étoile collection of indoor lamps features delicate and essential lines.*

*The collection, available with a natural or antique brass and borosilicate glass fixture, consists of a pendant lamp, floor lamp, table lamp and wall lamp.*

*on the left*

*Etoile 274.10.ONB, 274.05.ONB, 274.06.ONB*



*Etoile 274.05.OOB*



*Etoile 274.03.ONB*

*on the right*  
*Etoile 274.06.ONB*









*Etoile 274.07.ONB, natural brass*



*Etoile 274.07.OOB, antique brass*

*on the left*

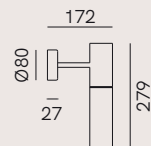
*Etoile 274.04.ONB, 274.07.ONB*



**274.01.ONB / OOB**

1 x Max 5W LED G9

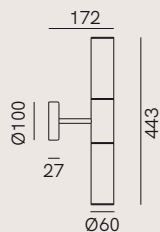
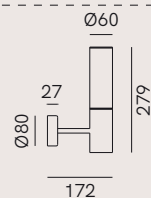
IP20



**274.03.ONB / OOB**

1 x Max 5W LED G9

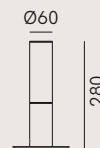
IP20



**274.04.ONB / OOB**

2 x Max 5W LED G9

IP20

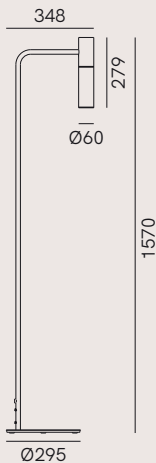
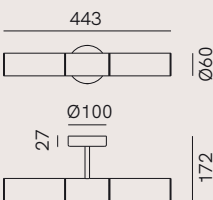


**274.05.ONB / OOB**

1 x Max 5W LED G9

IP20

Non dimmerabile / Not dimmable

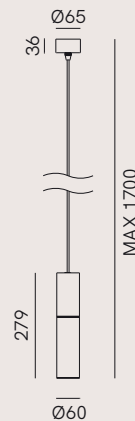


**274.06.ONB / OOB**

1 x Max 5W LED G9

IP20

Non dimmerabile / Not dimmable

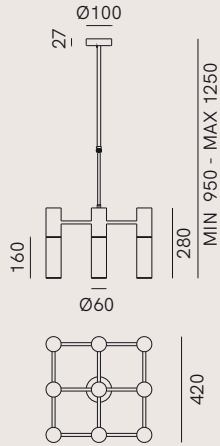


**274.07.ONB / OOB**

1 x Max 5W LED G9

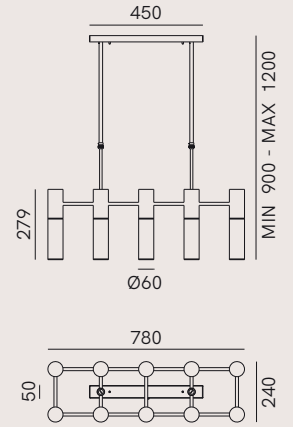
IP20

MAX 1700



**274.09.ONB / OOB**  
9 x Max 5W LED G9

IP20




**274.10.ONB / OOB**  
10 x Max 5W LED G9

IP20

**FINITURE | FINISHES**

**Montatura | Frame**




**ON**  
Ottone Naturale  
*Natural Brass*




**OO**  
Ottone Anticato  
*Antique Brass*

**Vetro | Glass**




**B**  
Borosilicato bianco  
*White borosilicate*

**CUSTOM SOLUTION**



Morocco



Grafene



RAL



# MIAMI

ELENA SALMISTRARO

Lampada a sospensione sintetica nell'essenza ma complessa nella struttura, Miami rielabora l'opulenza dell'art déco americana con un linguaggio fortemente contemporaneo. Perfetto connubio tra elementi metallici e vetro decorato, che intrecciandosi fungono da anima e corpo delle lampade stesse, la collezione genera un perfetto equilibrio tra estetica e funzione. Disponibile in tre varianti diverse per forme e colori, Miami è un'opera d'arte per gli ambienti più ricercati.

*A pendant lamp with a simple essence yet a complex structure, Miami reinterprets the opulence of American Art Deco in a highly contemporary style. A perfect combination of metal elements and decorated glass, intertwined to become the body and soul of the lamps, the collection creates a perfect balance of aesthetic appeal and functionality. Available in three versions in different shapes and colours, Miami is a work of art for the most sophisticated contexts.*

*on the left*

*Miami F2A1*








*Miami F1A1*

*Miami F2A1*

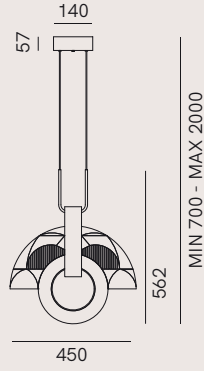




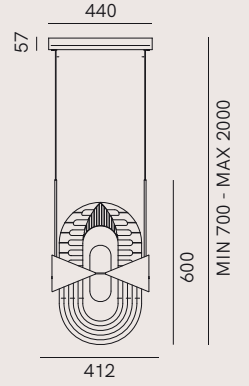


*Miami F3A1*

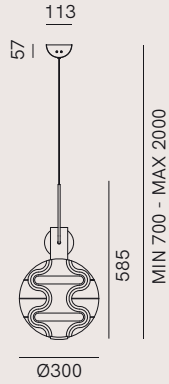




**F1A1**  
LED 14W 2700K IP20  
Dimmerabile TRIAC / *Dimmable TRIAC*



**F2A1**  
LED 19W 2700K IP20  
Dimmerabile TRIAC / *Dimmable TRIAC*



**F3A1**  
LED 16W 2700K IP20  
Dimmerabile TRIAC / *Dimmable TRIAC*

**FINITURE | FINISHES**

**F1A1  
F3A1**



Vetro stampato  
*Printed glass*




Metallo dorato  
*Golden metal*

**F2A1**



Vetro stampato  
*Printed glass*



Metallo nero lucido  
*Glossy black metal*



# MOLECOLA

FABRIZIO FAVA

Ispirata ad atmosfere Art Deco ma decisamente contemporanea, la collezione Molecola unisce elementi in ottone naturale o anticato a sfere di vetro. La collezione si compone di lampada a sospensione, piantana, plafoniera, applique e lampada da tavolo, ideali da usare da sole oppure in combinazione tra loro, creando composizioni personalizzate.

*Inspired by Art Deco atmospheres yet clearly contemporary, the Molecola collection combines natural or antique brass elements with glass spheres. The collection includes an Italian brass pendant lamp, floor lamp, ceiling lamp, wall lamp and table lamp. They can be used individually or combined to create customised compositions.*

*on the left*

*Molecola 275.08.ONT, 275.06.ONT, 275.10.ONT*



*Molecola 275.09.OOT*



*Molecola 275.11.ONT detail*

*on the right*

*Molecola 275.09.ONT, 275.11.ONT*











*Molecola 275.05.ONT*



*Molecola 275.10.ONT*



*Molecola 275.13.ONT*



*Molecola 275.02.ONT*

*Molecola 275.03.OOT*



*on the right*  
*Molecola 275.03.ONT*



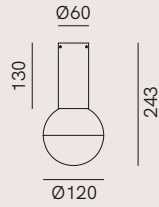


*Molecola, detail of Antique Brass finish (OOT)*



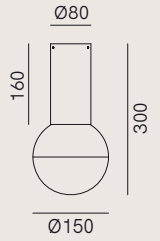
*Molecola, detail of Natural Brass finish (ONT)*





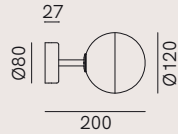
**275.01.OOT / ONT**  
1 x Max 5W LED G9

IP20



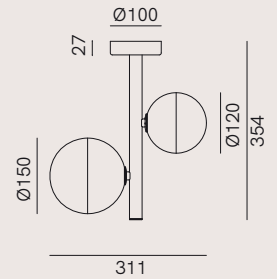
**275.02.OOT / ONT**  
1 x Max 5W LED G9

IP20



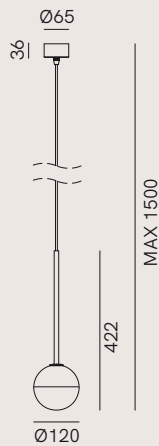
**275.03.OOT / ONT**  
1 x Max 5W LED G9

IP20



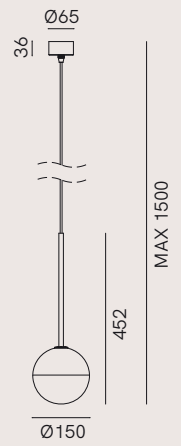
**275.04.OOT / ONT**  
2 x Max 5W LED G9

IP20



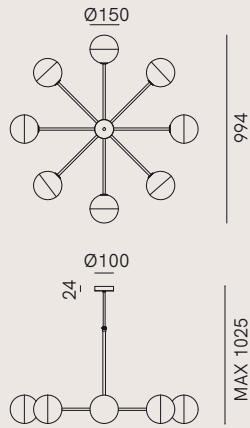
**275.05.OOT / ONT**  
1 x Max 5W LED G9

IP20



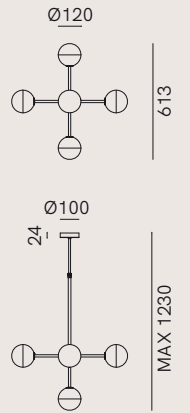
**275.06.OOT / ONT**  
1 x Max 5W LED G9

IP20



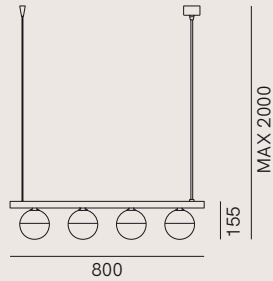
**275.08.OOT / ONT**  
8 x Max 5W LED G9

IP20



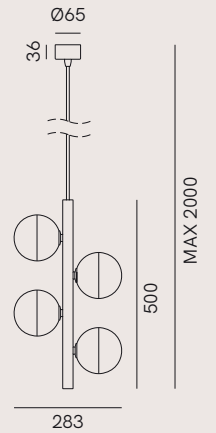
**275.09.OOT / ONT**  
5 x Max 5W LED G9

IP20



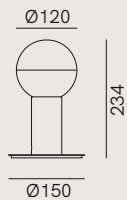
**275.12.OOT / ONT**  
4 x Max 5W LED G9

IP20



**275.13.OOT / ONT**  
4 x Max 5W LED G9

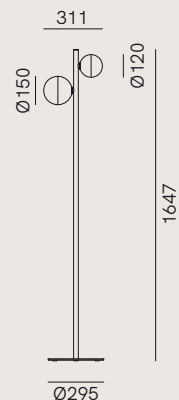
IP20

**275.10.OOT / ONT**

1 x Max 5W LED G9

IP20




Non dimmerabile / Not dimmable

**275.11.OOT / ONT**

1 x Max 5W LED G9

IP20

Non dimmerabile / Not dimmable

**FINITURE | FINISHES****Montatura | Frame****ON**Ottone Naturale  
Natural Brass**OO**Ottone Anticato  
Antique Brass**Vetro | Glass****T**Borosilicato bianco e trasparente  
White and transparent borosilicate



# NARCISO

DARIO GAUDIO

La forma di una campana portata alla sua massima sintesi è lo spunto di partenza della collezione di lampade Narciso. Il corpo diffusore, dentro cui è collocata una sfera luminosa in vetro opalino, è realizzato tramite un'unica sapiente tornitura in metallo e può essere orientato in qualsiasi direzione con un gesto semplice e intuitivo. Narciso è disponibile in versione lampada da terra, da tavolo, sospensione e applique, in tre varianti di finitura: blu, rosa e ottone naturale.

*The shape of a bell taken to its maximum expression is the starting point for the Narciso lamp collection. The body of the diffuser, which houses a luminous sphere in opaline glass, is made by a single skilful metal turning process. It can be pointed in any direction with a simple and intuitive movement. Narciso is available in a floor lamp, table lamp, pendant lamp and wall lamp version, in three different finishes: blue, pink and natural brass.*

*on the left*

*Narciso G1A1, G2A1*







*Narciso G1A1*



*Narciso G1D1*



*Narciso G1B1*



*Narciso G3D1*

*on the right*  
*Narciso G4A1*





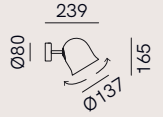
*Narciso G2A1*





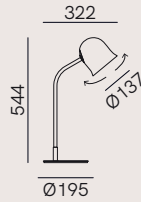
**G1.A1 / B1 / D1**  
1 x Max 5W LED G9

IP20



**G2.A1 / B1 / D1**  
1 x Max 5W LED G9

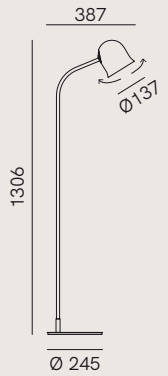
IP20



**G3.A1 / B1 / D1**  
1 x Max 5W LED G9

IP20

Non dimmerabile / Not dimmable




**G4.A1 / B1 / D1**  
1 x Max 5W LED G9

IP20

Non dimmerabile / Not dimmable


FINITURE | FINISHES

Montatura | *Frame*




Ottone Naturale  
*Natural Brass*


Testa metallo verniciato | *Painted metal shade*



**A1**  
Ottone Naturale  
*Natural Brass*



**B1**  
Rosa antico lucido  
*Glossy antique pink*  
(RAL 3014)



**D1**  
Azzurro lucido  
*Glossy light blue*  
(RAL 5024)

Vetro | *Glass*



Borosilicato bianco  
*White borosilicate*



# PLIÈ


PAOLO DELL'ELCE

La collezione di lampade Pliè nasce dalla reinterpretazione in chiave moderna del tradizionale diffusore conico con un particolare effetto plissettato che richiama le gonne a ruota degli eleganti abiti femminili anni Cinquanta. In tutte le lampade della serie – da soffitto, da parete o a sospensione – il diffusore è in ottone naturale e integra una sorgente LED. Il risultato è un oggetto compatto dall'aspetto romantico, utilizzabile singolarmente o in serie.

*The Pliè lamp collection is a modern reinterpretation of the traditional conical diffuser with a special pleated effect that recalls the full skirts of women's elegant dresses of the 1950s. In all the Italian brass lamps in the collection - ceiling lamp, wall lamp or pendant lamp - the diffuser is made of natural brass and incorporates a LED light source. The outcome is a compact object with romantic appeal, which can be used on its own or in a row.*

*on the left*

*Pliè 284.05.ON*



*Pliè 284.04.ON*

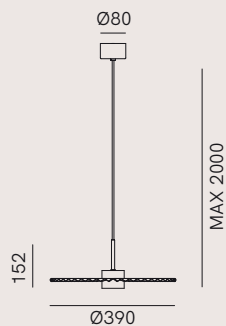


*Pliè 284.02.ON*

*on the right*  
*Pliè 284.01.ON, 284.02.ON*

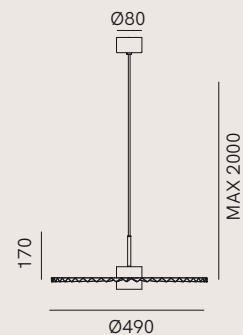






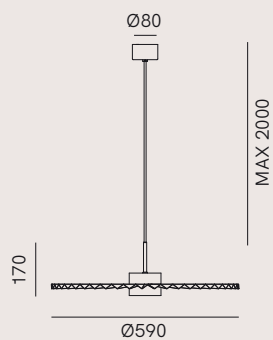
**284.01.ON**

LED 8W 3000K IP20  
Dimmerabile TRIAC / Dimmable TRIAC



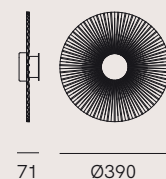
**284.02.ON**

LED 10W 3000K IP20  
Dimmerabile TRIAC / Dimmable TRIAC



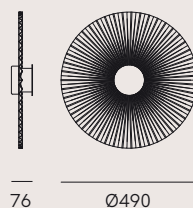
**284.03.ON**

LED 15W 3000K IP20  
Dimmerabile TRIAC / Dimmable TRIAC




**284.04.ON**

LED 8W 3000K IP20  
Dimmerabile TRIAC / Dimmable TRIAC




**284.05.ON**

LED 10W 3000K IP20  
Dimmerabile TRIAC / Dimmable TRIAC



**284.06.ON**

LED 8W 3000K IP20  
Dimmerabile TRIAC / Dimmable TRIAC




**284.07.ON**

LED 10W 3000K IP20


Dimmerabile TRIAC / *Dimmable TRIAC*

**FINITURE | FINISHES**




**ON**  
Ottone Naturale  
*Natural Brass*

**CUSTOM SOLUTION**



Morocco



Grafene



RAL



# RILEGATO

DT STUDIO

Ispirate all'antica tradizione della rilegatura, le lampade della collezione Rilegato simboleggiano la tradizione artigiana italiana pur essendo prodotti moderni dallo spirito internazionale. Lampade a sospensione, da soffitto o da parete interamente fatte a mano usando vetro bisellato e ottone, secondo il miglior know-how del made in Italy.

*Inspired by the ancient tradition of bookbinding, the Rilegato collection represents traditional Italian craftsmanship while offering modern lamps with international flair.*

*Pendant, ceiling lamps or wall lamps entirely handmade in bevelled glass and brass, according to the best made in Italy know-how.*

*on the left*

*Medina DPE, TCE, OE*




*Rilegato 411.00.80*

*on the right*  
*Rilegato 411.00.80*



*Rilegato 413.00.80*











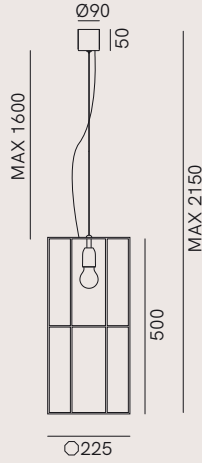
*Rilegato 380.00.80*



*Rilegato 402.00.80*



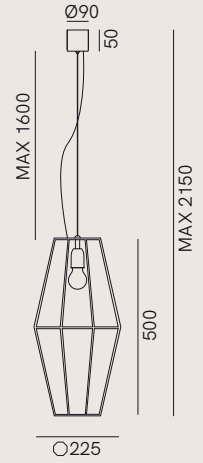
*Rilegato\_MEDINA DPE*



**MEDINA DPE**

1 x Max 15W LED E27

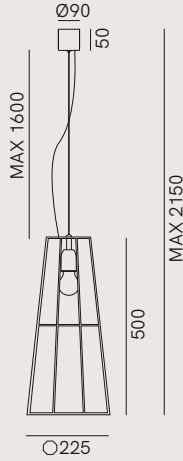
IP20



**MEDINA OE**

1 x Max 15W LED E27

IP20




**MEDINA TCE**

1 x Max 15W LED E27

IP20


**FINITURE | FINISHES**

**Montatura | Frame**



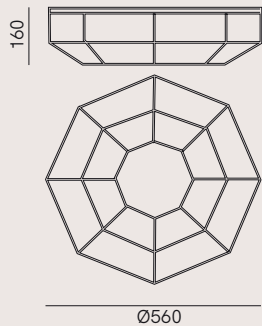
Ottone Brunito  
Burnished Brass

**Vetro | Glass**



Trasparente  
Transparent

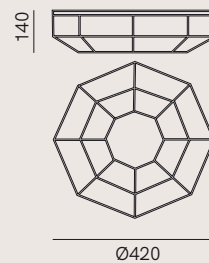




**380.00.80**

4 x Max 15W LED E27


IP20



**379.00.80**

4 x Max 15W LED E27

IP20



**490.00.80**

2 x Max 15W LED E27

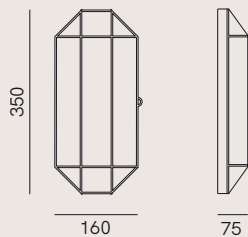
IP20



**491.00.80**

2 x Max 10W LED E14

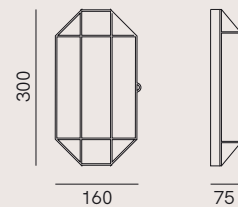
IP20



**401.00.80**

2 x Max 10W LED E14

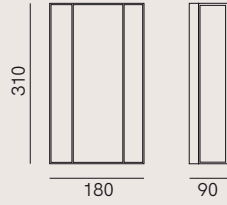
IP20



**402.00.80**

1 x Max 10W LED E14

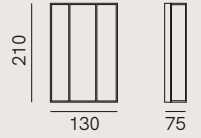
IP20



**411.00.80**

2 x Max 10W LED E14

IP20




**413.00.80**

1 x Max 10W LED E14

IP20


**FINITURE | FINISHES**

**Montatura | Frame**



80  
Ottone Brunito  
Burnished Brass

**Vetro | Glass**



Trasparente  
Transparent



# SUNSET

DT STUDIO

Sunset rilegge in chiave moderna una tra le tipologie di apparecchi illuminanti più diffuse, la mezza sfera.

Collezione decorativa caratterizzata da una forte presenza scenica, include diverse varianti di lampade a sospensione dalla forte matericità, con la possibilità di combinare tra loro finiture interne ed esterne per ottenere risultati unici, dal più minimale al più prezioso.

*Sunset gives a modern twist to one of the most popular types of luminaires, the half sphere. A decorative collection with a powerful scenic presence, it includes several versions of pendant lamps with striking material quality. Interior and exterior finishes can be combined to achieve unique results, from the most minimalist to the most precious.*

*on the left*  
Sunset U4M1



*Sunset U4G1*

*on the right*  
*Sunset U3E1*





## FINITURE METALLO VERNICIATO | *PAINTED METAL FINISHES*

### Esterno Bianco / External White



**E1 - Bianco | White**  
U2E1 / U3E1 / U4E1



**F1 - Foglia Argento | Silver Leaf**  
U2F1 / U3F1 / U4F1



**G1 - Foglia Oro | Gold Leaf**  
U2G1 / U3G1 / U4G1



**H1 - Foglia Rame | Copper Leaf**  
U2H1 / U3H1 / U4H1

### Esterno Corten / External Corten



**I1 - Bianco | White**  
U2I1 / U3I1 / U4I1



**L1 - Foglia Argento | Silver Leaf**  
U2L1 / U3L1 / U4L1



**M1 - Foglia Oro | Gold Leaf**  
U2M1 / U3M1 / U4M1



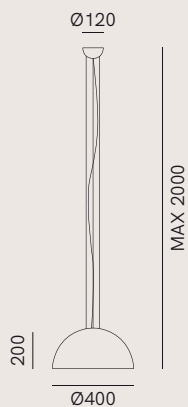
**N1 - Foglia Rame | Copper Leaf**  
U2N1 / U3N1 / U4N1



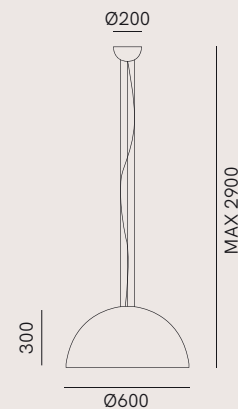
*Note:*

Per versione con bordo, vedi collezione Galileo, pag. 229

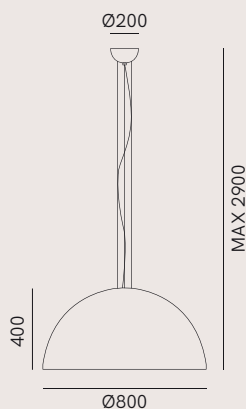
For version with border, see the Galileo collection, page 229



**U2.E1 / F1 / G1 / H1 / I1 / L1 / M1 / N1**  
1 x Max 15W LED E27 IP20




**U3.E1 / F1 / G1 / H1 / I1 / L1 / M1 / N1**  
1 x Max 15W LED E27 IP20




**U4.E1 / F1 / G1 / H1 / I1 / L1 / M1 / N1**  
1 x Max 15W LED E27 IP20

## FINITURE | FINISHES

### Finitura esterna | External finish




Bianco  
White




Corten  
Corten


### Finitura interna | Internal finish



Bianco  
White



Foglia rame  
Copper leaf



Foglia argento  
Silver leaf



Foglia oro  
Gold leaf



# TYPHA

CALVI BRAMBILLA

La forma del modulo luminoso è quella della *Typha Latifolia*, nome botanico della bellissima pianta acquatica a forma di spiga. Ogni gambo in ottone naturale sboccia in una luce a LED racchiusa da un vetro borosilicato tubolare.

A seconda dell'effetto che si vuole ottenere e dello spazio da decorare è possibile scegliere tra sospensioni a una, tre o sei luci, applique o piantana a terra.

*The shape of the light module is inspired by the *Typha Latifolia*, the botanical name of this beautiful spiky water plant.*

*Each natural brass stem blooms in a LED light enclosed by tubular borosilicate glass. Depending on the desired effect and the space to decorate, it is possible to choose from pendant lamps with one, three or six lights, wall lamp or floor lamp.*

*on the left*

*Typha 285.03.ON*



**Custom Solution**

*Typha 285.03  
in Morocco finish*



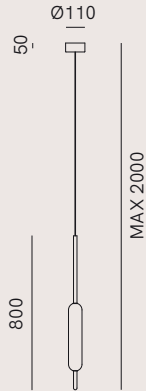
*Typha 285.02.ON detail*

*on the right  
Typha 285.05.ON*



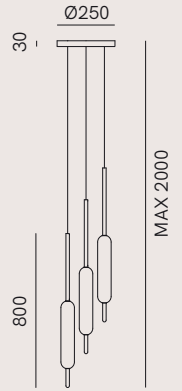


*Typha 285.04.ON*



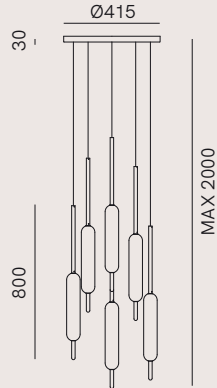
**285.01.ON**

LED 20W 2700K IP20  
Dimmerabile TRIAC / Dimmable TRIAC



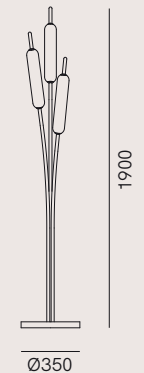
**285.02.ON**

LED 42W 2700K IP20  
Dimmerabile TRIAC - PUSH / Dimmable TRIAC - PUSH



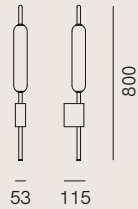
**285.03.ON**

LED 83W 2700K IP20  
Dimmerabile TRIAC - PUSH / Dimmable TRIAC - PUSH



**285.04.ON**

LED 42W 2700K IP20  
Dimmerabile / Dimmable



**285.05.ON**

LED 20W 2700K IP20  
Dimmerabile TRIAC / Dimmable TRIAC


**FINITURE | FINISHES**

**Montatura | Frame**




**ON**  
Ottone Naturale  
Natural Brass

**Vetro | Glass**




Borosilicato Bianco  
White Borosilicate

**CUSTOM SOLUTION**



Morocco



Grafene



RAL





# INDUSTRIALFORUS

Ascendenze vintage, tonalità scure e sfumate e il metallo come materiale dominante. **Industrialforus** si riconosce attorno a queste caratteristiche, con lampade dallo stile essenziale contraddistinte dall'iconica finitura anticata. Il carattere è metropolitano e dinamico, sempre attuale e adatto a qualsiasi contesto.

*Vintage influences paired with dark, shaded tones are all dominated by metal. The **Industrialforus** can be recognised by these features and is embodied by minimalist lamps distinguished by an iconic, distressed finish. A dynamic, metropolitan character that is always modern and perfect in any context.*



# ARMADA

BROGLIATO TRAVERSO

Ispirata alle armature per il cemento armato, la collezione di lampade Armada gioca con il senso di profondità e con il rapporto tra vuoti e pieni.


La ricerca di un equilibrio formale tra le maglie metalliche genera volumi che sembrano nascere da segmenti tracciati nello spazio. L'anima decorativa si unisce a quella funzionale: a luce spenta, la lampada da terra o a sospensione è un oggetto d'arredo dalla personalità forte, mentre a luce accesa il telaio di metallo saldato che abbraccia il fascio di luce crea un particolare effetto luce-ombra per un'atmosfera affascinante.

*Inspired by cement reinforcements, the Armada lamp collection has a sense of depth and an interplay of open and closed spaces. The search for formal balance between its metal meshes creates volumes that appear to arise from segments traced in space. When the light is off, the floor lamp or pendant lamp is a piece of furniture with a distinct personality. When the light is on, the welded metal frame embracing the beam of light creates a special light-shadow effect for a captivating atmosphere.*

*on the left*

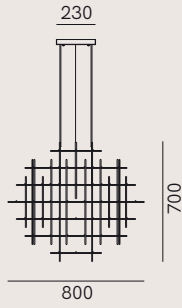
*Armada 283.02.NN and 283.04.NN*







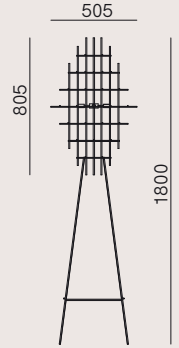
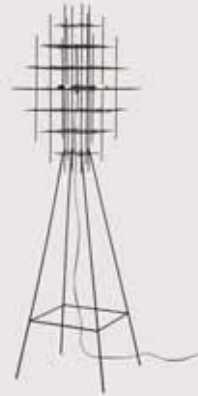




**283.02.NN**

5x Max 5W LED G9

IP20




**283.04.NN**

4x Max 5W LED G9

IP20

Non dimmerabile / Not *dimnable*

**FINITURE | FINISHES**



**NN**

Nero opaco  
*Matt black*

**CUSTOM SOLUTION**



RAL





# BOLE

ENZO BERTI

Bole è una collezione di lampade da esterni in ferro pensata per integrarsi con il paesaggio, diventando il punto d'incontro tra natura e artificio. Tra estetica e funzionalità, la struttura è costituita da un monoblocco cilindrico da completare con vasi per piante e fiori senza che la fonte luminosa interferisca con la crescita e la cura della vegetazione. La luce si dipana sia verso il basso che verso l'alto. Su richiesta, è possibile chiedere il vaso in terracotta coordinato.

*Bole is a collection of outdoor lamps in iron, designed to blend in with the landscape, becoming a synthesis of nature and artifice. Combining aesthetic appeal and functionality, the structure consists of a cylindrical monobloc. It can be complemented with pots for flowers and plants, without the light source interfering with their growth and care. The light diffuses downwards and upwards. A matching terracotta pot is available on request.*

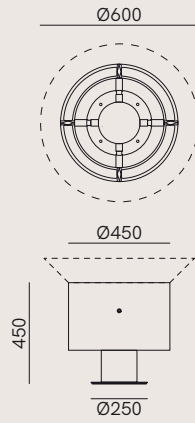
*on the left*

*Bole L3C1, L1C1*



*Bole L1C1*

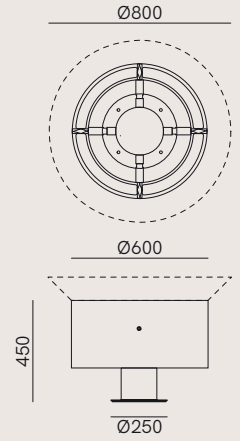




**L1C1**

1 x Max 15W LED E27

IP 65



**L3C1**

1 x Max 15W LED E27

IP 65



**LK1**

Vaso in terracotta Ø 600 mm (solo per L1C1)  
Terracotta Vase Ø 600 mm (only for L1C1)




**LK2**

Vaso in terracotta Ø 800 mm (solo per L3C1)  
Terracotta Vase Ø 800 mm (only for L3C1)

**FINITURE | FINISHES**

**Metallo verniciato | Painted Metal**



Marrone antico  
*Antique brown*



# CANALINE

DT STUDIO

Canaline, sistema modulare che permette la realizzazione di un impianto elettrico a vista assecondando esigenze tecniche (realizzazione di impianti elettrici su pareti in pietra) ed estetiche (creazione di soluzioni contemporanee che arredano l'ambiente). Il sistema è composto da scatole di derivazione, interruttori, raccordi, tubi entro ai quali far passare il cavo elettrico, curve e sorpassi. La composizione può essere completata con gli appositi faretto o accostando sospensioni e/o applique presenti a catalogo.

Disponibile in ottone anticato o ferro.

*Canaline is a modular system that gives the opportunity to realize a visible electrical system in according to technical (realization of electrical systems on stone walls) and aesthetic needs (creation of contemporary solutions that furnish the environment).*

*The system consists of junction boxes, switches, fittings, tubes for passing the electrical cable, curves and pipe overrun.*

*The composition could be completed with the appropriate spotlights or by combining pendant lamps and/or wall lamps from our catalog.*

*Available in antiqued brass or iron.*


*on the left*

*Canaline, composition with Officina pendant lamps and Canaline spotlights*




*Canaline with Officina pendant lamps*







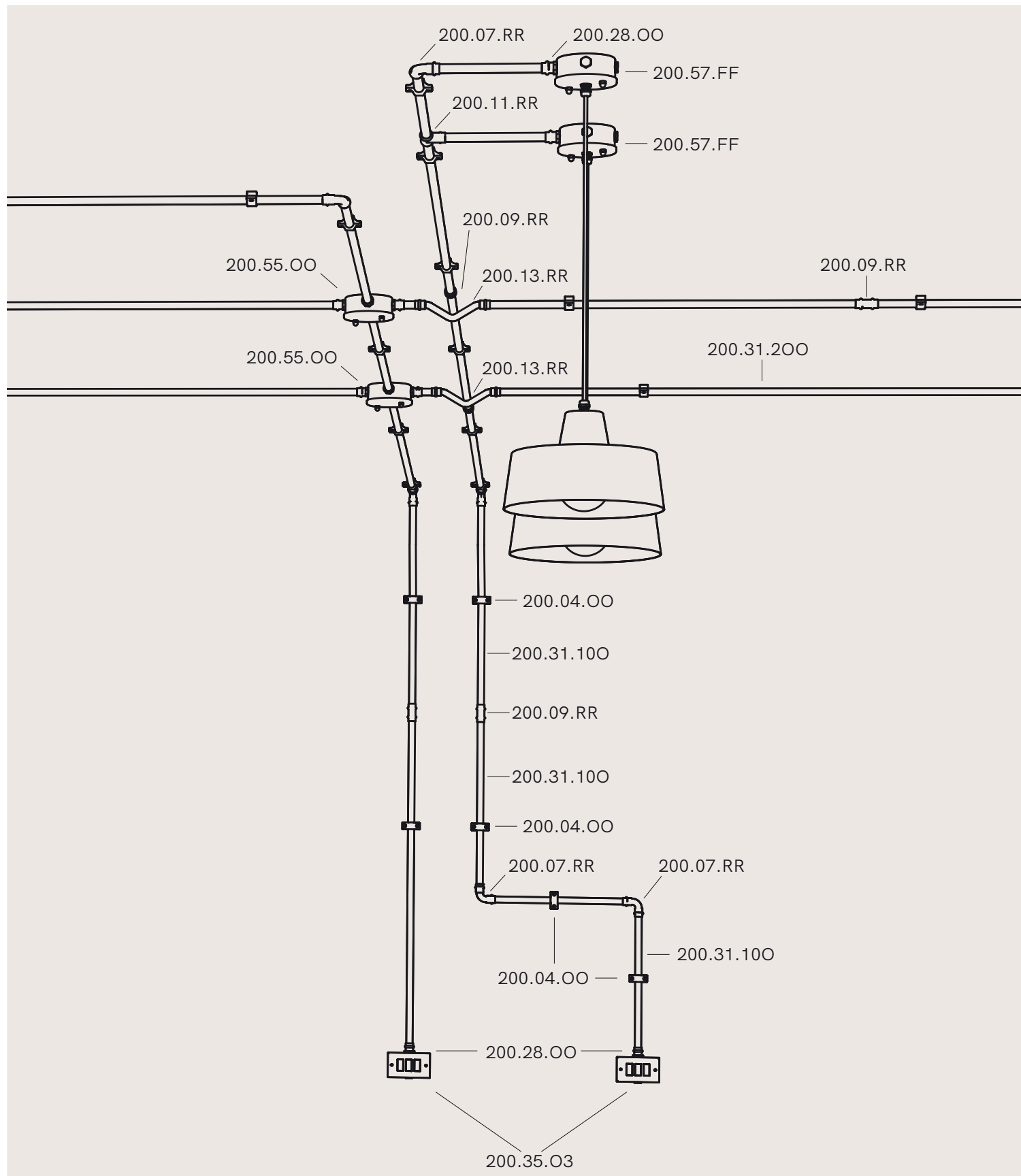


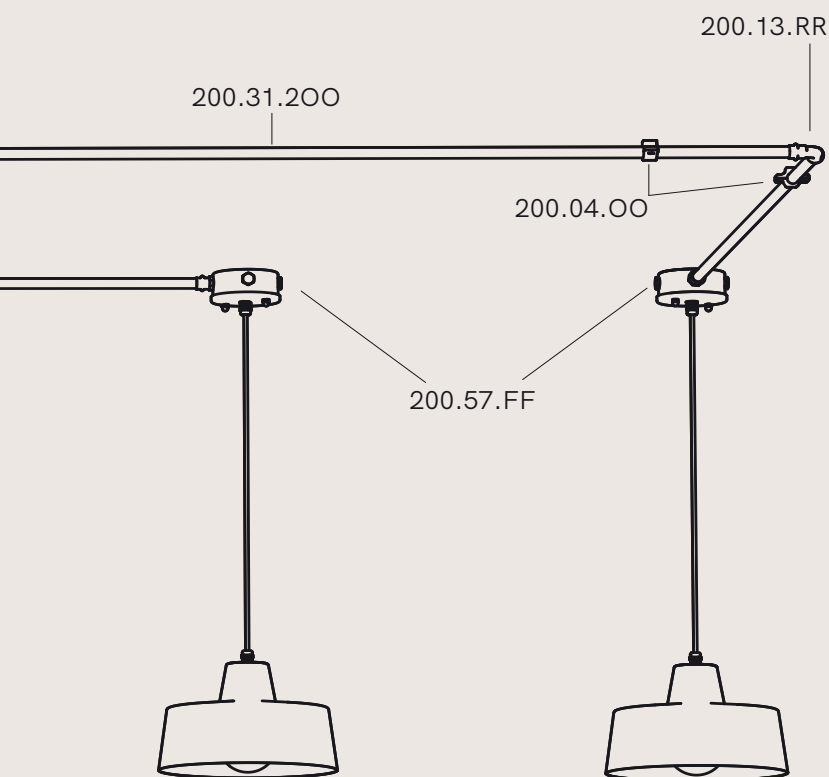




**Custom Solution**  
*Canaline with Borgo applique*

# COMPOSITIONS





## DAL BASSO | FROM BELOW

### 200.35.O3

Scatola per 3 interruttori, completa di 1 tappo e manicotto  
*Wall box for 3 switches, includes 1 plug and 1 coupling*

### 200.28.FF

Manicotto per scatole di derivazione  
*Coupling to junction box*

### 200.04.OO

Supporto a muro per tubo liscio Ø18 mm  
*Wall support for pipe connector Ø18 mm*

### 200.31.100

L 1000 mm

### 200.31.150

L 1500 mm

### 200.31.200

L 2000 mm

Tubo liscio Ø18 mm  
*Smooth pipe Ø 18 mm*

### 200.07.RR

Curva 90° per tubo liscio Ø18 mm  
*90° connector pipe Ø18 mm*

### 200.09.RR

Manicotto per tubo liscio Ø18 mm  
*Linear pipe connector Ø18 mm*

### 200.55.OO / FF

Scatola di derivazione, 3 tappi, 1 raccordo  
*Junction box, 3 holes, 1 coupling*

### 200.13.RR

Sorpasso per tubo liscio Ø18 mm  
*Pipe overrun Ø18 mm*

### 200.11.RR

Raccordo a T per tubo liscio Ø18 mm  
*T-pipe connector Ø18 mm*

### 200.57.FF

Scatola di derivazione / rosone per serie Officina  
 (tutti i modelli) e Loft (cod. 269.11 e 269.12)  
*Junction box / canopy for Officina serie (all models)  
 and Loft (codes 269.11 and 269.12)*

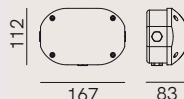
SCATOLE DI DERIVAZIONE, ROSONI, ACCESSORI E SCATOLE DA PARETE PER INTERRUTTORE  
 JUNCTION BOX, CANOPIES, ACCESSORIES AND WALL BOXES FOR SWITCH



**200.01.00**

IP 40

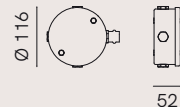
Scatola di derivazione, 4 fori, 3 tappi  
 Junction box, 4 holes, 3 plugs



**200.02.00**

IP 40

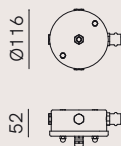
Scatola di derivazione, 4 fori, 3 tappi  
 Junction box, 4 holes, 3 plugs



**200.55.00 / FF**

IP 40

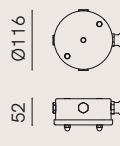
Scatola di derivazione, 3 tappi, 1 raccordo  
 Junction box, 3 holes, 1 coupling



**200.57.FF**

IP 40

Scatola di derivazione / rosone per serie Officina (tutti i modelli) e Loft (cod. 269.11 e 269.12)  
 Junction box / canopy for Officina serie (all models) and Loft (codes 269.11 and 269.12)



**200.59.FF**

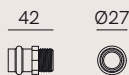
IP 40

Rosone/base per Loft 269.02, 269.05 e Reporter 271.01, 271.05  
 Canopy/base for Loft 269.02, 269.05 and Reporter 271.01, 271.05



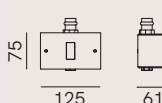
**200.05.00**

Tappo 1/2" per scatola di derivazione  
 1/2" plug for junction box



**200.28.FF**

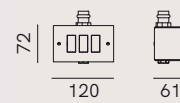
Manicotto per scatole di derivazione  
 Coupling to junction box



**200.35.01**

IP 40

Scatola per un interruttore, completa di 1 tappo e manicotto  
 Wall box for 1 switch, includes 1 plug and 1 coupling



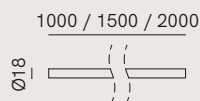
**200.35.03**

IP 40

Scatola per 3 interruttori, completa di 1 tappo e manicotto  
 Wall box for 3 switches, includes 1 plug and 1 coupling



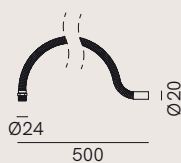
## TUBI E ACCESSORI PIPES AND ACCESSORIES



**200.31.100**  
**200.31.150**  
**200.31.200**

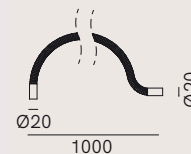
L 1000 mm  
L 1500 mm  
L 2000 mm

Tubo liscio Ø18 mm  
Smooth pipe Ø 18 mm



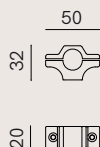
**200.53.050**

Tubo flessibile con attacco 1/2" per scatole e manicotto per tubo Ø 18 mm, lunghezza 50 cm  
Flexible pipe with 1/2" coupling and linear connector for Ø 18 mm pipe, length 50 cm



**200.54.100**

Tubo flessibile con 2 attacchi per tubo Ø 18 mm, lunghezza 100 cm  
Flexible pipe with 2 linear connectors for Ø 18 mm pipe, length 100 cm



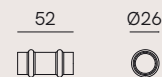
**200.04.OO**

Supporto a muro per tubo liscio Ø18 mm  
Wall support for pipe connector Ø18 mm



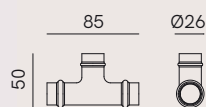
**200.07.RR**

Curva 90° per tubo liscio Ø18 mm  
90° connector pipe Ø18 mm



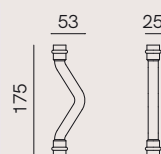
**200.09.RR**

Manicotto per tubo liscio Ø18 mm  
Linear pipe connector Ø18 mm



**200.11.RR**

Raccordo a T per tubo liscio Ø18 mm  
T-pipe connector Ø18 mm



**200.13.RR**

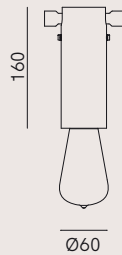
Sorpasso per tubo liscio Ø18 mm  
Pipe overrun Ø18 mm



**200.39.O1**

Asta telescopica per sopraelevata  
Telescopic pipe

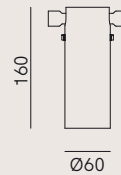
FARETTI CON 2 USCITE | SPOTLIGHTS WITH 2 OUTPUTS



**214.03.FF / OO**

1 x Max 15W LED E27

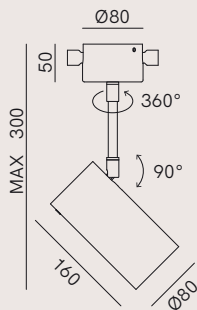
IP20



**214.04.FF / OO**

1 x Max 5W LED GU10

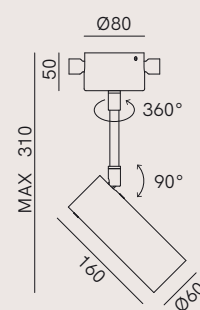
IP20



**214.05.FF / OO**

1 x Max 15W LED E27 PAR20

IP20



**214.07.FF / OO**

1 x Max 5W LED GU10

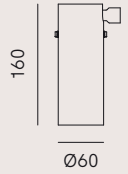
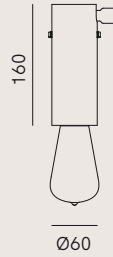
IP20

SOSPENSIONI & APPLIQUE | PENDANT LIGHTS AND WALL LIGHTS

Il sistema Canaline supporta, con l'utilizzo degli appositi rosoni (cod. 200.57 / 200.59), il collegamento di sospensioni a cavo unico e applique delle collezioni *Officina*, *Loft*, *Reporter*, *Marina*.  
Per richieste di fattibilità, contattare l'azienda.

*By the use of the special canopies (cod. 200.57 / 200.59), the Canaline system supports the connection of single cable pendant lamps and wall lamps from *Officina*, *Loft*, *Reporter* and *Marina* collections.  
In case of requests for feasibility analyses, please contact our offices.*

FARETTI CON 1 USCITA | SPOTLIGHTS WITH 1 OUTPUT



**214.13.FF / OO**

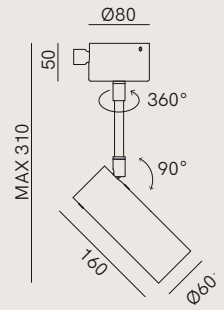
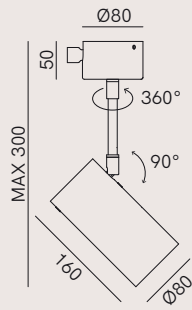
1 x Max 15W LED E27 PAR20

IP20

**214.14.FF / OO**

1 x Max 5W LED GU10

IP20



**214.15.FF / OO**

1 x Max 15W LED E27 PAR20

IP20

**214.17.FF / OO**


1 x Max 5W LED GU10

IP20


FINITURE | FINISHES



**FF**  
Ferro Anticato  
Antique Iron



**RR**  
Rame Anticato  
Antique Copper



**OO / O1 / O3 / 100 / 150 / 200 / 050 / 100**  
Ottone Anticato  
Antique Brass



# DECORI

DT STUDIO

La collezione di lampade da parete e applique Decori trasforma in un oggetto di design l'illuminazione propriamente tecnica. Merito dell'attenta ricerca materica, che prevede una montatura in rame o ferro capace di valorizzare l'estrema essenzialità delle linee.

*The Decori collection of wall lights and wall lamps turns purely technical lighting into a design object. This is thanks to careful research into materials, with a copper or iron fixture that enhances the extreme essentiality of the lines.*

*on the left*

*Decori 252.03.RR*





*Decorì, band in antique iron finish (RF)*



*Decorì, band in antique copper finish (RR)*



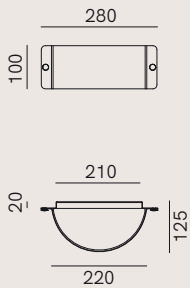




*Decori, 252.01.RR*

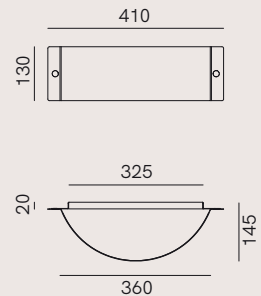


*Decori, 252.06.RR*



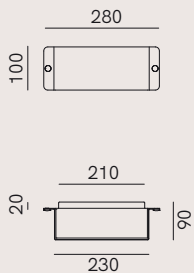
**252.01.RF / RR**  
1 x Max 15W LED E27

IP 54



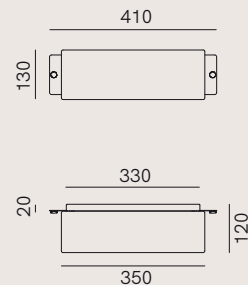
**252.02.RF / RR**  
1 x Max 15W LED E27

IP 54



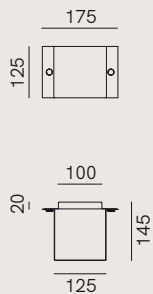
**252.03.RF / RR**  
1 x Max 15W LED E27

IP 54



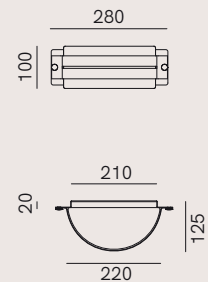
**252.04.RF / RR**  
2 x Max 15W LED E27

IP 54



**252.05.RF / RR**  
1 x Max 5W LED G9

IP 54

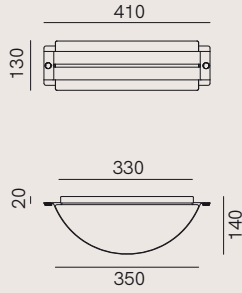


**252.06.RF / RR**  
1 x Max 15W LED E27

IP 54

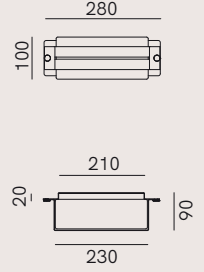






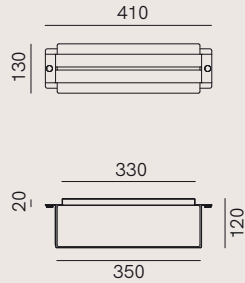
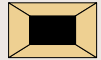
**252.07.RF / RR**  
2 x Max 15W LED E27

IP 54



**252.08.RF / RR**  
1 x Max 15W LED E27

IP 54




**252.09.RF / RR**  
2 x Max 15W LED E27

IP 54




**FINITURE | FINISHES**

**Montatura | Frame**




**R**  
Rame Anticato  
*Antique Copper*

**Fascia | Band**



**F**  
Ferro Anticato  
*Antique Iron*



**R**  
Rame Anticato  
*Antique Copper*

**LEGENDA | ICON KEY**



Luce bidirezionale  
*Bidirectional light*



Luce diffusa  
*Diffused light*



# DROP

DT STUDIO

Ispirate alle luci delle sagre paesane, le lampade della collezione Drop sono tra le più note e apprezzate del Fanale. Semplici ma ricercate, queste lampade a sospensione in ottone, rame e vetro sono una soluzione originale per l'arredamento degli ambienti esterni e interni. Reinterpretando la tradizionale forma a goccia, illuminano discretamente ogni spazio, adattandosi al contesto con naturale eleganza.

*Inspired by the lights of village festivals, the lamps in the Drop collection are among the best known and most appreciated from Il Fanale. Simple yet refined, these brass, copper and glass pendant lamps offer an original solution for furnishing indoor and outdoor environments. Reinterpreting the traditional drop shape, they subtly illuminate any space, adapting to the context with natural elegance.*

*on the left*

*Drop 270.02.ORT, installation with steel cable 270.37*













*Drop 270.03.ORT*

*on the left*

*Drop 270.02.ORT*



*Drop 270.12.ORT*



*on the right*  
*Drop 270.13.ORT*



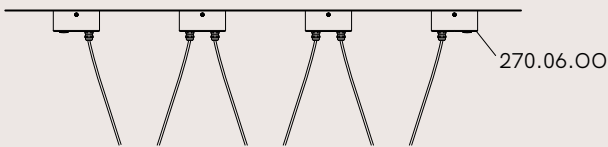


# COMPOSITIONS

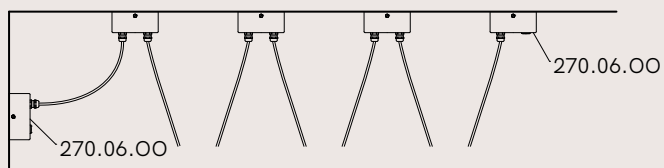


## Esempi di composizione | Example of compositions

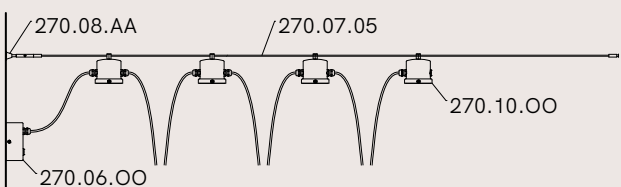
Installazione con allacciamento elettrico a soffitto  
Ceiling installation with ceiling electrical connection



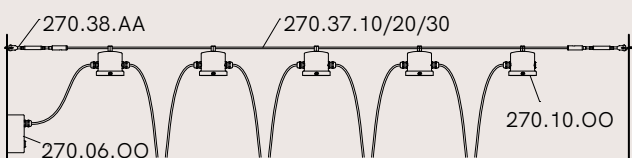
Installazione a soffitto con allacciamento elettrico a parete  
Ceiling installation with wall electrical connection



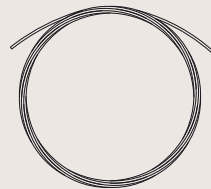
Installazione su cavo d'acciaio fino a 5 mt. (fino a 3 lampade)  
Up to 5 mt. steel cable installation (up to 3 lamps)



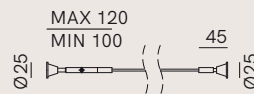
Installazione su cavo d'acciaio > 5 mt. (superiore a 3 lampade)  
> 5 mt. steel cable installation (for more than 3 lamps)



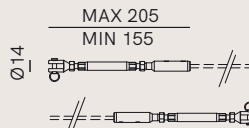
## Accessori | Accessories



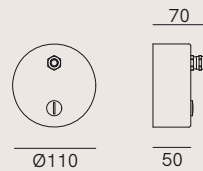
**270.07.05** - 5 mt. - Ø3 mm  
**270.37.10** - 10 mt. - Ø4 mm  
**270.37.20** - 20 mt. - Ø4 mm  
**270.37.30** - 30 mt. - Ø4 mm  
 Cavo d'acciaio  
 Steel cable



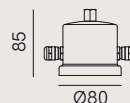
**270.08.AA**  
 Kit per cavo d'acciaio fino a 5 mt.  
 Kit for steel cable up to 5 mt.



**270.38.AA**  
 Kit 2 tiranti per cavo d'acciaio > 5 mt.  
 Kit 2 tie rods for steel cable > 5 mt.

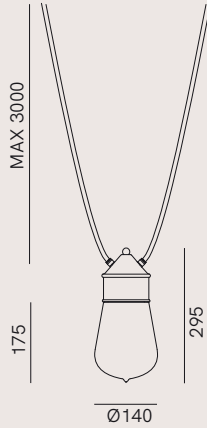


**270.06.00**  
 Rosone muro/soffitto con 2 stringicavo più un tappo  
 Wall/Ceiling canopy with 2 cable glands and one plug



**270.10.00**  
 Scatola di connessione per cavi d'acciaio  
 Junction box for steel cables

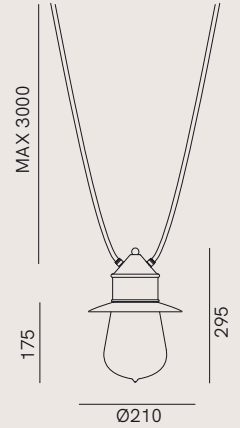





**270.02.ORT**

1 x Max 15W LED E27

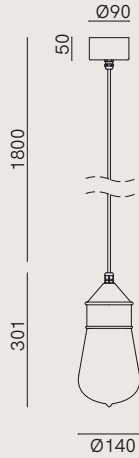
IP 55



**270.12.ORT**

1 x Max 15W LED E27

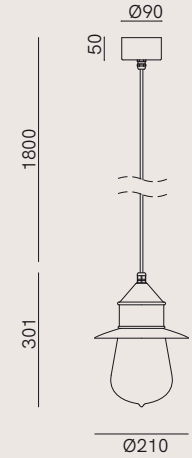
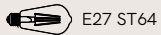
IP 55



**270.03.ORT**

1 x Max 15W LED E27

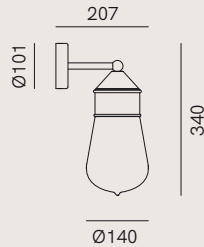
IP 55



**270.13.ORT**

1 x Max 15W LED E27

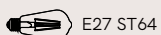
IP 55



**270.04.ORT**

1 x Max 15W LED E27

IP 44



**NEW**


**FINITURE | FINISHES**

**Montatura | Frame**




**O**  
Ottone Anticato  
Antique Brass

**Testa | Shade**



**R**  
Rame Anticato  
Antique Copper

**Vetro | Glass**



**T**  
Trasparente  
Transparent



# FIORDO

DT STUDIO

La collezione di lampade da esterni Fiordo nasce dalla volontà di portare le caratteristiche del design d'interni a prodotti destinati all'outdoor, per creare anche all'aria aperta atmosfere accoglienti e familiari. Con linee ispirate all'estetica nordica, le lampade da terra o da parete sono realizzate in ottone e rame.

*The Fiordo collection of outdoor lamps is based on the desire to bring the characteristics of interior design to products intended for outdoor use, thereby creating attractive and familiar atmospheres in the open air. With lines inspired by Nordic aesthetic style, these Italian floor lamps and wall lamps are made of brass and copper.*

*on the left*

*Fiordo 261.01.OR*



*Fiordo 261.01.OR, light diffusion detail*










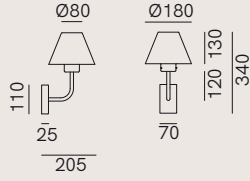
*Flordo 261.01.OR, 261.10.OR*



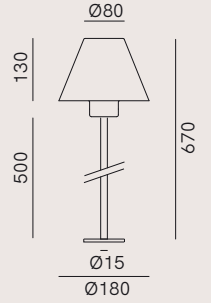




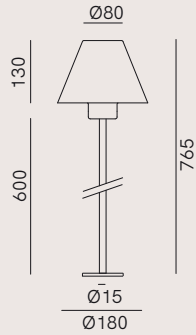
*Fiordo 261.10.OR*



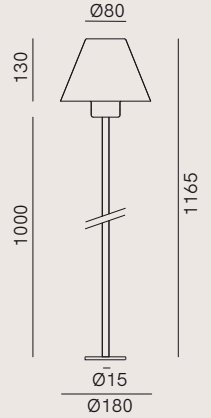
**261.01.OR**  
1 x Max 5W LED G9 IP 54



**261.10.OR**  
1 x Max 5W LED G9 IP 54



**261.11.OR**  
1 x Max 5W LED G9 IP 54



**261.12.OR**  
1 x Max 5W LED G9 IP 54



**FINITURE | FINISHES**

**Montatura | Frame**



**O**  
Ottone Anticato  
Antique Brass

**Testa | Shade**



**R**  
Rame Anticato  
Antique Copper

**LEGENDA | ICON KEY**



Luce bidirezionale  
Bidirectional light



Luce cut-off  
Cut-off light



**Picchetto Stake**  
**260.30.FZ**  
Ø 95 H 252 mm





# GALILEO

DT STUDIO

Ispirate alla grande volta curva del cielo, le lampade a sospensione da esterno e interno Galileo hanno un tratto grafico deciso che ricalca una perfetta mezza sfera. Sospensioni e applique, di dimensioni e finiture interne diverse, sono realizzate in ferro anticato.

*Inspired by the great curved vault of the sky, Galileo outdoor or indoor pendant lamps have a powerful graphic line that resembles a perfect half-sphere. These pendant lamps and wall lamps, in different sizes and interior finishes, are made of antique iron.*

*on the left*

*Galileo outdoor 257.34.FF*



*Galileo outdoor 257.34.FF, detail*



*Galileo outdoor 257.32.FF, 257.33.FF, 257.34.FF  
Detail of internal glass cover*



*Galileo outdoor 257.34.FF*







*Galileo 257.07.FF*



*Galileo 210.02.F1*





*Galileo 251.10.F96, gold leaf*

*on the right*  
*Galileo 251.06.FF*





## FINITURE | FINISHES



**FF** - Ferro anticato / *Antique Iron*

*Available on all collections*



*Note:*  
Per versione senza bordo, vedi  
collezione Sunset, pag. 167  
*For version without border, see the  
Sunset collection, page 167*



**F94** - Esterno ferro anticato, interno foglia rame  
*External Antique Iron, internal copper leaf*

*Available on models*  
251.02 - Ø 400 mm  
251.04 - Ø 600 mm  
251.06 - Ø 800 mm  
251.08 - Ø 400 mm  
251.10 - Ø 600 mm



**F95** - Esterno ferro anticato, interno foglia argento  
*External Antique Iron, internal silver leaf*

*Available on models*  
251.02 - Ø 400 mm  
251.04 - Ø 600 mm  
251.06 - Ø 800 mm  
251.08 - Ø 400 mm  
251.10 - Ø 600 mm



**F96** - Esterno ferro anticato, interno foglia oro  
*External Antique Iron, internal gold leaf*

*Available on models*  
251.02 - Ø 400 mm  
251.04 - Ø 600 mm  
251.06 - Ø 800 mm  
251.08 - Ø 400 mm  
251.10 - Ø 600 mm

## ROSONI | CANOPIES



*Available on models*  
251.07 - Ø 300 mm  
251.08 - Ø 400 mm  
251.10 - Ø 600 mm

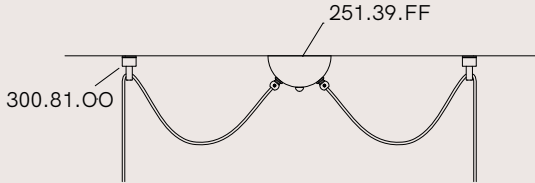


*Available on models*  
251.02 - Ø 400 mm  
251.04 - Ø 600 mm  
251.06 - Ø 800 mm

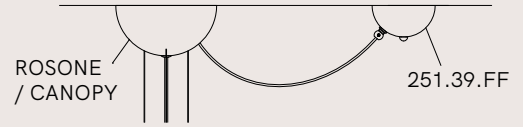
# COMPOSITIONS

## Esempi di composizione | *Example of compositions*

Installazione con rosone per 2 sospensioni e 2 ganci per attacco a soffitto  
*Installation with canopy kit for 2 pendants and 2 ceiling hooks*

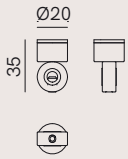


Installazione con rosone per decentramento lampada  
*Installation with canopy for lamp off-centre*

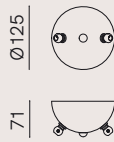


**NOTA:** Cavo extra a richiesta per entrambe le composizioni.  
**NOTE:** Additional cable on request for both compositions.

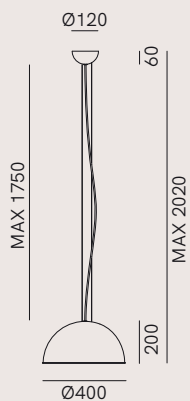
## Accessori | *Accessories*



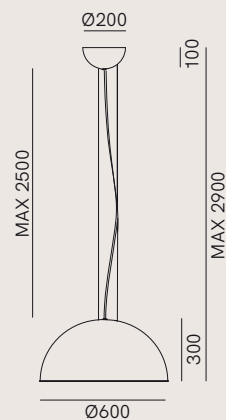
**300.81.OO**  
 Gancio per attacco a soffitto  
*Ceiling hook*



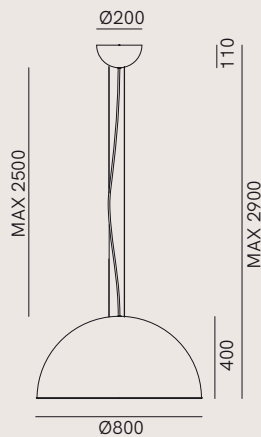
**251.39.FF**  
 Rosone per 2 sospensioni / decentramento  
*Canopy kit for 2 pendants / off-centre*



**251.02.FF / F94 / F95 / F96**  
1 x Max 15W LED E27 IP20




**251.04.FF / F94 / F95 / F96**  
1 x Max 15W LED E27 IP20



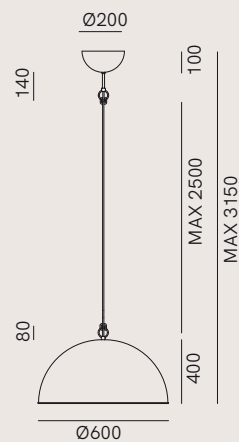
**251.06.FF / F94 / F95 / F96**  
1 x Max 15W LED E27 IP20



**251.07.FF**  
1 x Max 15W LED E27 IP20



**251.08.FF / F94 / F95 / F96**  
1 x Max 15W LED E27 IP20



**251.10.FF / F94 / F95 / F96**  
1 x Max 15W LED E27 IP20

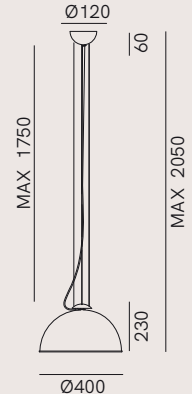




**210.02.F1**

1 x Max 15W LED E27

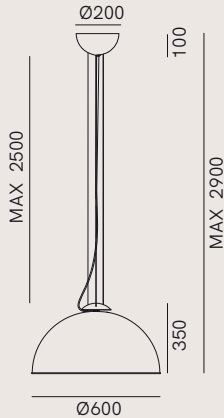
IP20



**257.32.FF**

2 x Max 15W LED E27

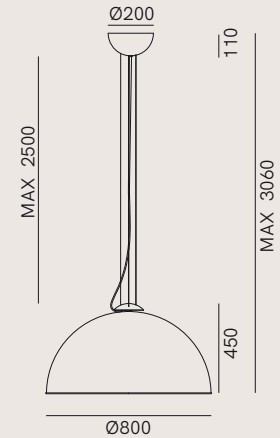
IP 55



**257.33.FF**

3 x Max 15W LED E27

IP 55



**257.34.FF**

4 x Max 15W LED E27

IP 55

**FINITURE | FINISHES**

**Finitura esterna | External finish**




**F**  
Ferro Anticato  
*Antique Iron*


**Finitura interna | Internal finish**



**F**  
Ferro Anticato  
*Antique Iron*



**94**  
Foglia rame  
*Copper leaf*



**95**  
Foglia argento  
*Silver leaf*



**96**  
Foglia oro  
*Gold leaf*



# GIRASOLI

DT STUDIO

Best seller del Fanale, la collezione Girasoli si caratterizza per un design minimalista ispirato alla forma geometrica del cilindro.

Rigorose e primordiali, lampade a sospensione, lampade a soffitto e applique mettono in risalto con le loro linee essenziali la purezza della materia, vera protagonista di tutta la serie.

Le lampade, di diverse misure da usare anche in combinazione tra loro, sono disponibili in ferro anticato, ottone naturale o ottone anticato.

*The best-selling product of Il Fanale, the Girasoli collection features minimalist design inspired by the geometric shape of the cylinder. Rigorous and primordial, with their essential lines these pendant lamps, ceiling lamps and wall lamps highlight the pure nature of the material, the true protagonist of the entire range. The lamps, in different sizes that can also be combined, are available in antique iron, natural brass or antique brass.*

*on the left*

*Girasoli 208.03.N1, 214.26.ON*









*Girasoli 208.46.ON*





Alvaro  
Siza  
discipline in



*Girasoli 208.33.O1*

*on the left*

*Girasoli 208.33.ON*



*Girasoli 208.03.01*

*on the right*  
*Girasoli 208.33.01, 214.10.00*









*Girasoli 214.26.00*



*Girasoli 214.08.00*



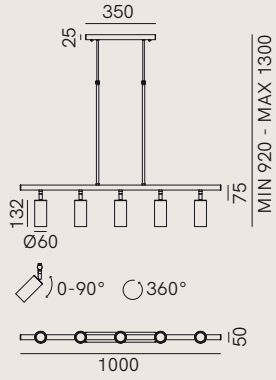
**FF** - *Girasoli, Antique Iron finish*



**ON** - *Girasoli, Natural Brass finish*



**OO** - *Girasoli, Antique Brass finish*



**208.50.FF / OO / ON**

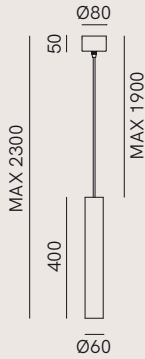
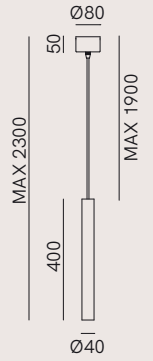
5 x Max 5W LED GU10 IP20

GU10 PAR16 Max H 53mm

**NEW**

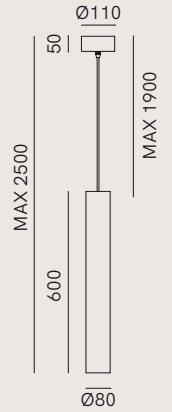
**208.31.FF / OO / ON**

1 x Max 5W LED G9 IP20



**208.33.F1 / O1 / N1**

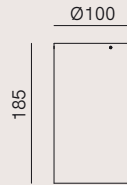
1 x Max 5W GU10 IP20



**208.34.FF / OO / ON**

1 x Max 15W LED E27 PAR20 IP20



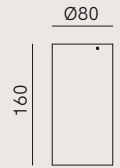


**208.01.FF / OO / ON**

1 x Max 15W LED E27 PAR30

IP20

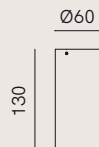
Lampadina Ø max 96mm / Bulb Ø max 96mm



**208.02.FF / OO / ON**

1 x Max 15W LED E27 PAR20

IP20



**208.03.F1 / O1 / N1**

1 x Max 5W LED GU10

IP20



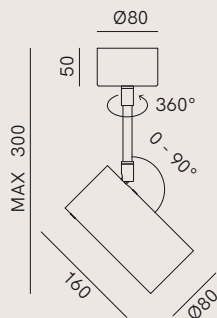
**208.46.FF / OO / ON**

1 x Max 5W LED GU10

IP20

GU10 PAR16 Max H 53mm

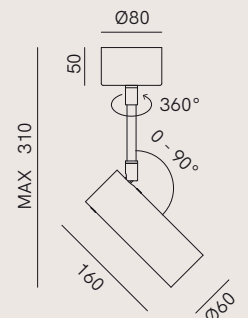
**NEW**



**214.08.FF / OO / ON**

1 x Max 15W LED E27 PAR20

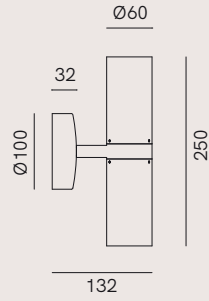
IP20



**214.10.FF / OO / ON**

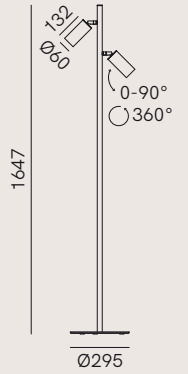

1 x Max 5W LED GU10

IP20



**214.26.FF / 00 / ON**  
2 x Max 5W LED GU10

IP20



**208.55.FF / 00 / ON**  
2 x Max 5W LED GU10


IP20

**NEW**

GU10 PAR16 Max H 53mm Non dimmerabile / Not dimmable

Non dimmerabile / Not dimmable


**FINITURE | FINISHES**



**FF / F1**  
Ferro Anticato  
*Antique Iron*



**00 / O1**  
Ottone Anticato  
*Antique Brass*



**ON / N1**  
Ottone Naturale  
*Natural Brass*



# KHONUS

DT STUDIO

Khonus è una collezione di lampade di forma conica che possono riflettere la luce sia verso l'alto che verso il basso, illuminando l'intero ambiente. Realizzate in ferro anticato, le lampade sono disponibili in due misure, da utilizzare singolarmente o accostare per creare suggestive composizioni.

*Khonus is a collection of conical-shaped lamps that can reflect light upwards or downwards to illuminate an entire room. Made of antique iron, the lamps are available in two sizes, to be used individually or combined to create evocative compositions.*

*on the left*

*Khonus 256.02.FF*

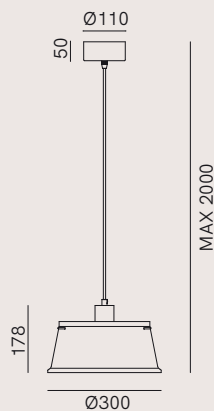






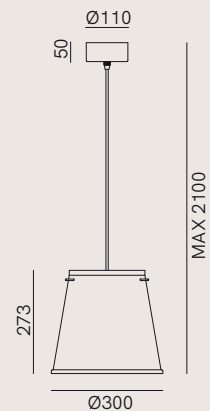


*Khonus 256.02.FF*

**256.01.FF**

1 x Max 15W LED E27

IP20

**256.02.FF**

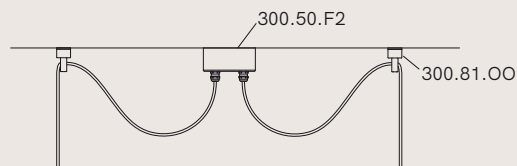
1 x Max 15W LED E27

IP20

## COMPOSITIONS

### Esempi di composizione | Example of compositions

Installazione con rosone per 2 sospensioni e 2 ganci per attacco a soffitto  
 Installation with canopy kit for 2 pendants and 2 ceiling hooks

**NOTA:** Cavo extra a richiesta.**NOTE:** Additional cable on request.

### Accessori | Accessories

**300.50.F2**

Rosone per 2 sospensioni / decentramento e 2 tappi  
 Canopy kit for 2 pendants / off-centre, with 2 plugs

**300.81.OO**

Gancio per attacco a soffitto  
 Ceiling hook

## FINITURE | FINISHES



**FF**  
 Ferro Anticato  
 Antique Iron





# LANTERNE

DT STUDIO

La collezione di lampade da esterni Lanterne, ispirata all'Oriente, è in grado di ricreare la stessa atmosfera del lume di candela. Pensata per chi ama la luce tenue e ambrata, che diventa assoluta protagonista, è declinata in diversi modelli disponibili con montatura in ferro o ottone e vetro trasparente.

*The Lanterne collection of outdoor lamps, inspired by the Orient, creates the same atmospheres as candlelight.*

*Designed for those who love soft amber light, which becomes the absolute protagonist, it is available in different models with an iron or Italian brass fixture and transparent glass.*

*on the left*

*Lanterne 265.08.FF, 265.03.OO*





*Lantern, antique iron finish detail (FF)*



*Lantern, antique brass finish detail (OO)*









*Lantern 265.03.FF*

*on the left*

*Lantern 265.13.OO*













*Lantern 265.12.00*

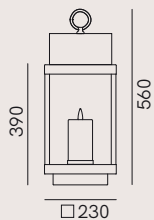
*Lantern 265.01.00*



*on the left*

*Lantern 265.02.00*

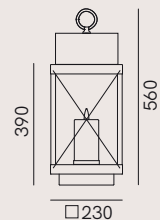
**LANTERNE**



**265.01.00 / FF**

1 x Max 15W LED E27

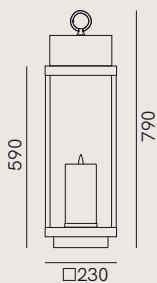
IP 65



**265.11.00 / FF**

1 x Max 15W LED E27

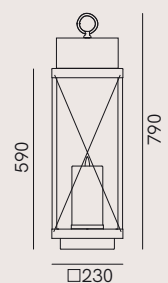
IP 65



**265.02.00 / FF**

1 x Max 15W LED E27

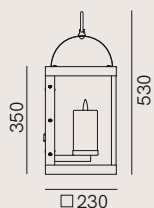
IP 65



**265.12.00 / FF**

1 x Max 15W LED E27

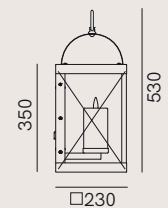
IP 65



**265.03.00 / FF**

1 x Max 15W LED E27

IP 65



**265.13.00 / FF**

1 x Max 15W LED E27

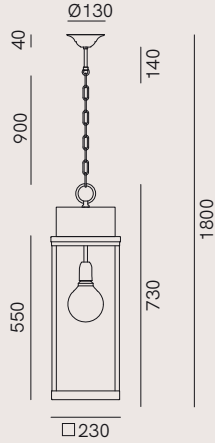
IP 65



**265.08.OO / FF**

1 x Max 15W LED E27

IP 44



#### ACCESSORI | ACCESSORIES



**Picchetto  
Stake**

**266.30.FZ**

□ 140 mm H 400 mm

#### FINITURE | FINISHES

##### Montatura | *Frame*




**OO**  
Ottone Anticato  
*Antique Brass*



**FF**  
Ferro Anticato  
*Antique Iron*

##### Vetro | *Glass*



Trasparente  
*Transparent*

Nel tempo il ferro da esterno, esposto ad agenti atmosferici, subisce delle alterazioni cromatiche dovute alla maturazione del materiale. Nel processo di ossidazione le tonalità variano da un tono arancio iniziale ad una colorazione bruno rossastra che si raggiunge alla fine della stabilizzazione.

*Over the time outdoor iron, exposed to atmospheric agents undergoes some chromatic alterations due to the maturation of the material. During the oxidation process, the shades change from an initial orange tone to a reddish brown color of the final stage of the stabilization.*



# ESPRESSO



# LOFT

DT STUDIO

Loft è una collezione di lampade da interni dallo stile industriale realizzate in ferro. Lampade dal mood contemporaneo, connotate da forme decise e da una forte matericità. Un sistema a snodi ne facilita il movimento dall'alto verso il basso e a sinistra, nei numerosi i modelli disponibili.

*Loft is a collection of indoor lamps in industrial style, made of iron. The lamps offer a contemporary mood, featuring distinct shapes and striking material quality. A joint system facilitates movement from top to bottom and to the left, for the many models available.*

on the left

Loft 269.14.FF, 269.11.FF



*Loft 269.02.OF*



*Loft 269.05.OF*







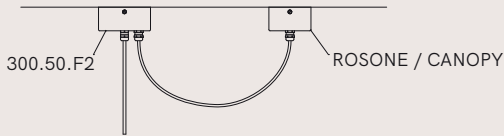


Loft 269.08.OF

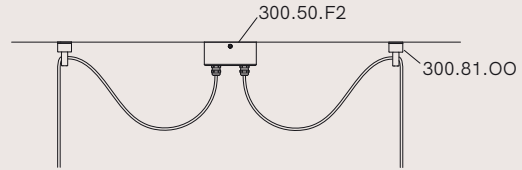
# COMPOSITIONS

## Esempi di composizione | *Example of compositions*

Installazione con rosone per decentramento lampada  
*Installation with canopy for lamp off-centre*



Installazione con rosone per 2 sospensioni e 2 ganci per attacco a soffitto  
*Installation with canopy kit for 2 pendants and 2 ceiling hooks*



**NOTA:** Cavo extra a richiesta per entrambe le composizioni.  
**NOTE:** Additional cable on request for both compositions.

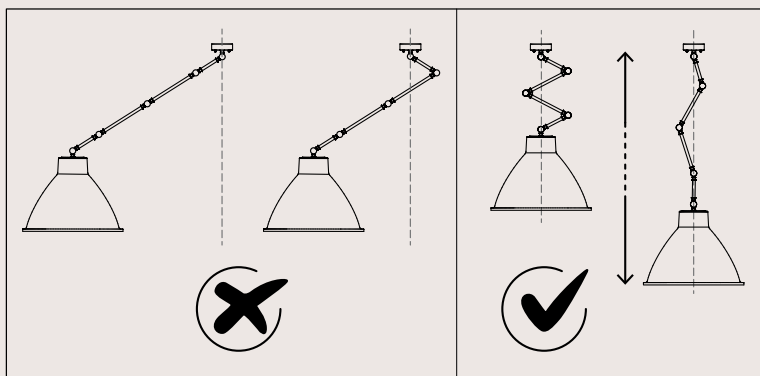
## Accessori | *Accessories*

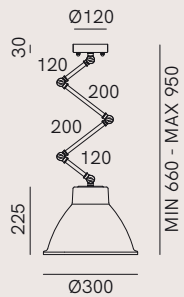


**300.81.OO**  
 Gancio per attacco a soffitto  
*Ceiling hook*

**300.50.F2**  
 Rosone per 2 sospensioni / decentramento e 2 tappi  
*Canopy kit for 2 pendants / off-centre, with 2 plugs*

Sospensioni con braccetto  
*Pendant lights with bracket*

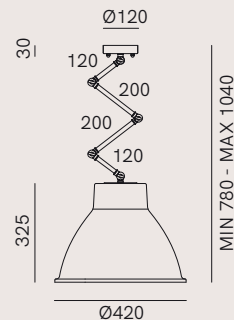




**269.02.OF**

1 x Max 15W LED E27

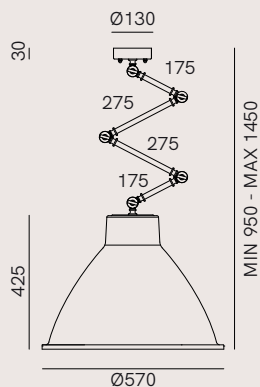
IP20



**269.03.OF**

1 x Max 15W LED E27

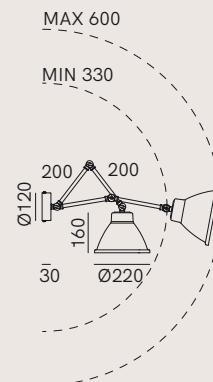
IP20



**269.04.OF**

1 x Max 15W LED E27

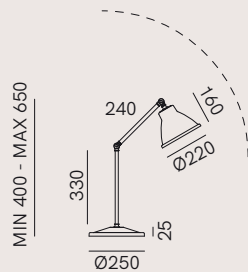
IP20



**269.05.OF**

1 x Max 15W LED E27

IP20

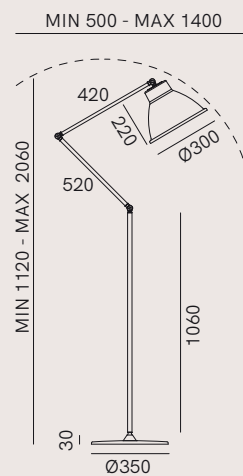


**269.06.OF**

1 x Max 15W LED E27

IP20

Non dimmerabile / Not dimmable

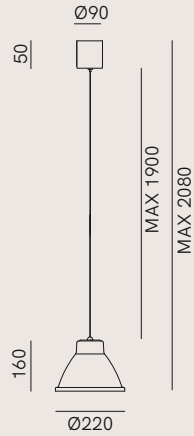


**269.08.OF**

1 x Max 15W LED E27

IP20

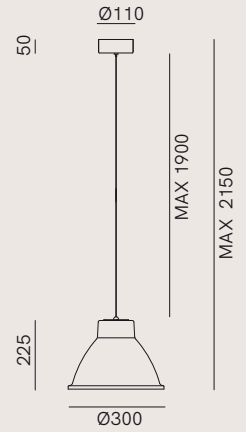
Non dimmerabile / Not dimmable



**269.11.FF**

1 x Max 15W LED E27

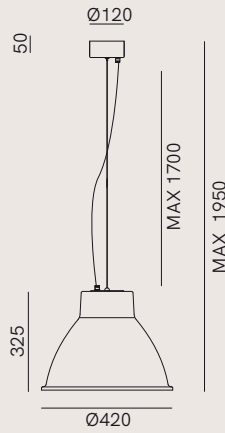
IP20



**269.12.FF**

1 x Max 15W LED E27

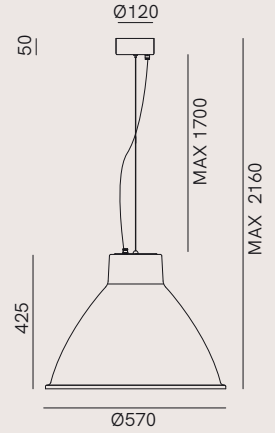
IP20



**269.13.FF**

1 x Max 15W LED E27

IP20




**269.14.FF**

1 x Max 15W LED E27

IP20

**FINITURE | FINISHES**

**Montatura | Frame**



**O**  
Ottone Anticato  
*Antique Brass*



**F**  
Ferro Anticato  
*Antique Iron*

**Testa | Shade**



**F**  
Ferro Anticato  
*Antique Iron*





# LONDON

DT STUDIO

Nella collezione di lampade London la tradizione incontra suggestioni internazionali. Ne nascono lampade a sospensione, applique e plafoniere dove le trasparenze del vetro valorizzano la struttura in ferro anticato, creando inaspettati cambi di visione e atmosfere di sicuro impatto.

*The London collection of lamps combines tradition with international influences. The result is pendant lamps, wall lamps and ceiling lamps, where the transparent nature of glass enhances the antique iron fixture, creating unexpected changes of vision and striking atmospheres.*

*on the left*

*London 205.36.FF, 205.30.FF*



*London 205.08.FF*



*on the right*  
*London 205.30.FF*











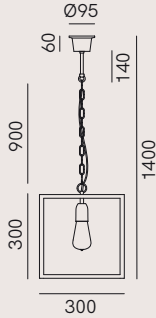
*London 205.04.FF*

*on the left*

*London 205.24.FF, 205.09.FF*



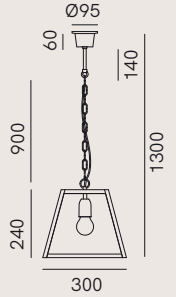
*London 205.04.FF*



**205.02.FF**

1 x Max 15W LED E27

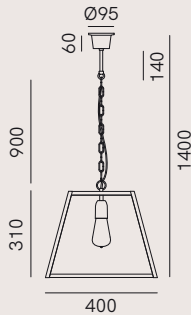
IP20



**205.21.FF**

1 x Max 15W LED E27

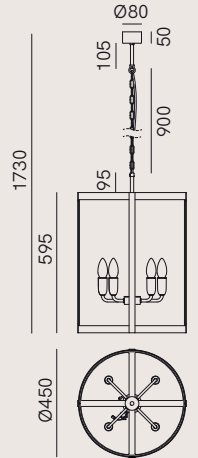
IP20



**205.22.FF**

1 x Max 15W LED E27

IP20

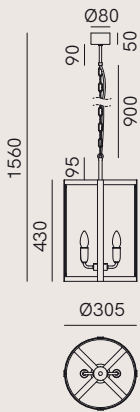


**205.36.FF**

4 x Max 10W LED E14

IP20

**NEW**



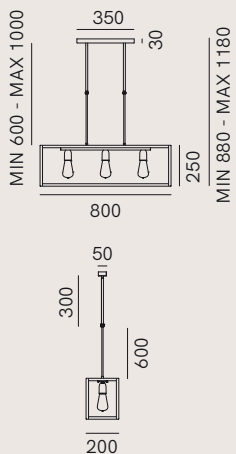
**205.35.FF**

2 x Max 10W LED E14

IP20

**NEW**

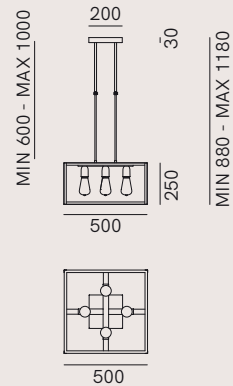




**205.04.FF**

3 x Max 15W LED E27

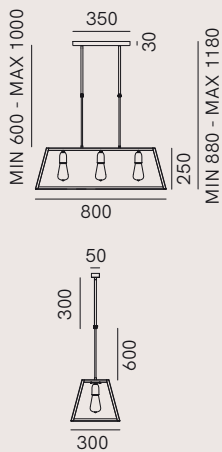
IP20



**205.05.FF**

4 x Max 15W LED E27

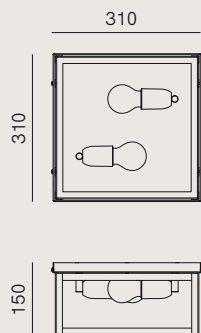
IP20



**205.24.FF**

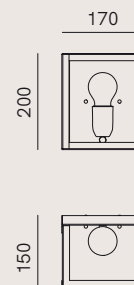
3 x Max 15W LED E27

IP20

**205.06.FF**

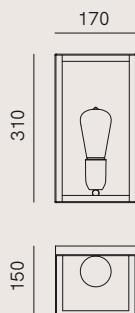
2 x Max 15W LED E27

IP20

**205.08.FF**

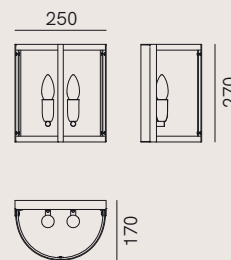
1 x Max 15W LED E27

IP20

**205.09.FF**

1 x Max 15W LED E27

IP20


**205.30.FF**

2 x Max 10W LED E14

IP20

**NEW****FINITURE | FINISHES**

**FF**  
Ferro Anticato  
*Antique Iron*

**Vetro | Glass**

Trasparente  
*Transparent*



# MARINA

DT STUDIO

Lo stile marinaro è il leitmotiv della collezione Marina, nata dalla volontà di soddisfare esigenze propriamente tecniche, e sviluppatasi poi come design autonomo.

La collezione include lampade da parete, applique e segnapasso dall'aspetto equilibrato, realizzate in ottone anticato.

*A marine style is the leitmotif of the Marina collection, created to meet technical requirements and then developed into an independent design.*

*The collection includes wall lights and lamps, and steplights with a balanced appearance, made of antique brass.*

*on the left*

*Marina 247.70.00*





*Marina 247.72.00*





Marina 247.01.OO



Marina 247.02.OO



Marina 247.03.OO



Marina 247.04.OO



on the left

Marina 247.01.OO





*Marina 247.36.00*

*on the right*  
*Marina 247.36.00*  
*combined with*  
*Canaline system*



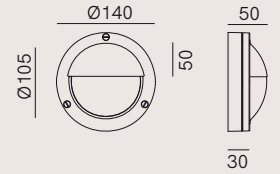
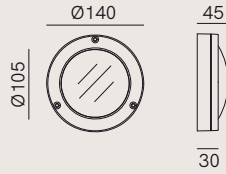




*Marina 247.25.AO*



*Marina 247.26.AO*

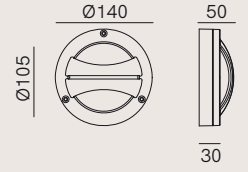
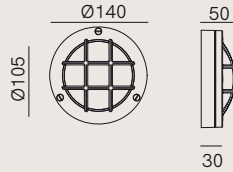


**247.01.OO**  
1 x Max 5W LED G9

IP 55

**247.02.OO**  
1 x Max 5W LED G9

IP 55

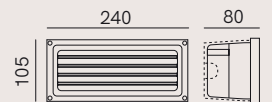
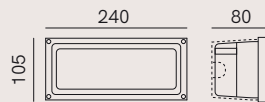


**247.03.OO**  
1 x Max 5W LED G9

IP 55

**247.04.OO**  
1 x Max 5W LED G9

IP 55



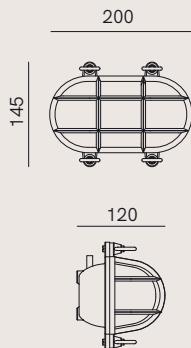
**247.25.AO**  
1 x Max 15W LED E27

IP 65

**247.26.AO**  
1 x Max 15W LED E27

IP 65

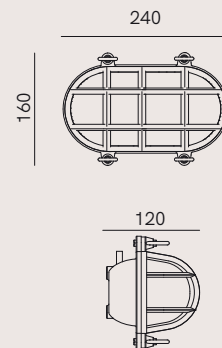




**247.36.00**

1 x Max 15W LED E27

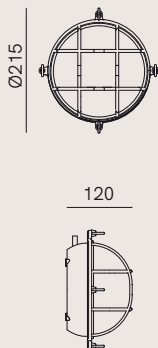
IP 54



**247.37.00**

1 x Max 15W LED E27

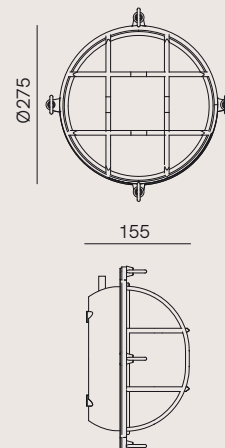
IP 54



**247.38.00**

1 x Max 15W LED E27

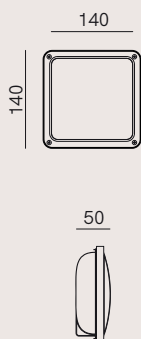
IP 54



**247.39.00**

1 x Max 15W LED E27

IP 54

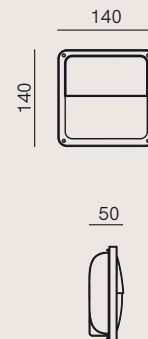


**247.70.00**

1 x Max 6W LED Gx53

IP 64

**NEW**

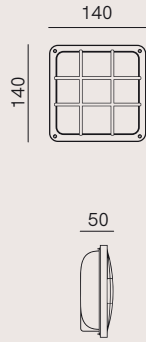


**247.72.00**

1 x Max 6W LED Gx53

IP 64

**NEW**



**247.73.OO**  
1 x Max 6W LED Gx53

IP 64

**NEW**

ACCESSORI | ACCESSORIES




**Manicotto di raccordo tra Marina e accessorio Canaline 200.28.OO**  
**Coupling joint between Marina and Canaline accessorie 200.28.OO**

**247.99.ZZ**


Per articoli | For articles:  
247.36 - 247.37 - 247.38 - 247.39

FINITURE | FINISHES




**OO / AO**  
Ottone Anticato  
*Antique Brass*

Vetro | Glass



Satinato  
*Satin*



Trasparente  
*Transparent*

Solo per articoli | Only for articles:  
247.36 - 37 - 38 - 39



# OFFICINA

DT STUDIO

Le lampade della collezione Officina uniscono la ruvidezza del ferro alla ricercatezza di linee essenziali.

Il gusto è tipicamente industrial, per lampade a sospensione e applique da interno in grado di creare atmosfera ovunque siano posizionate, sia in un ambiente domestico sia in uno spazio collettivo.

*The Italian lamps in the Officina collection combine the rough texture of iron with refined essential lines.*

*The style is typically industrial for pendant lamps and indoor wall lamps that create the right atmosphere wherever they are positioned, whether in a home environment or a collective space.*

*on the left*

*Officina composition*







*Officina 268.03.FF*



*Officina 268.10.FF*



*Officina 268.02.FF*












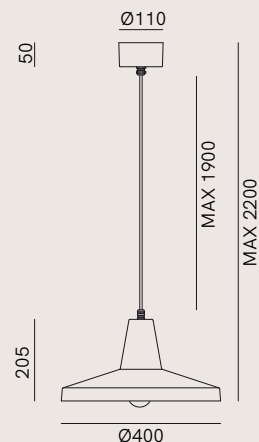
*Officina 268.06.FF*



**268.01.FF**

1 x Max 15W LED E27

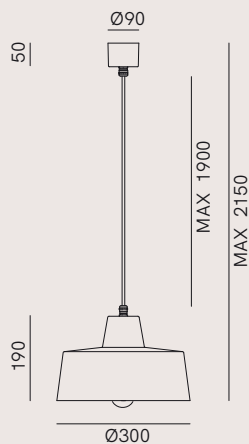
IP20



**268.02.FF**

1 x Max 15W LED E27

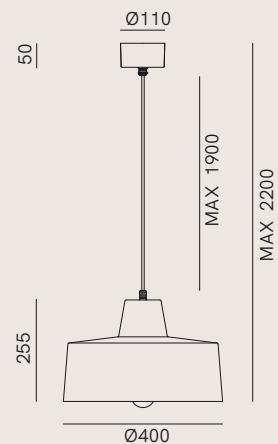
IP20



**268.05.FF**

1 x Max 15W LED E27

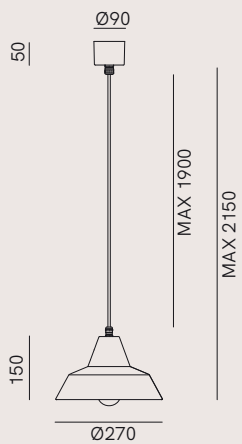
IP20



**268.06.FF**

1 x Max 15W LED E27

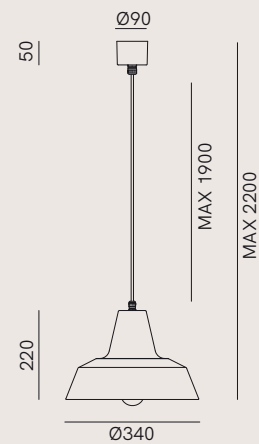
IP20



**268.09.FF**

1 x Max 15W LED E27

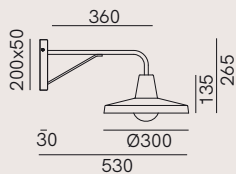
IP20



**268.10.FF**

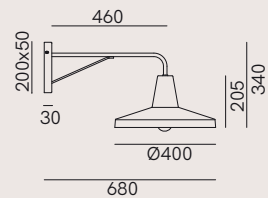
1 x Max 15W LED E27

IP20

**268.03.FF**

1 x Max 15W LED E27

IP20

**268.04.FF**

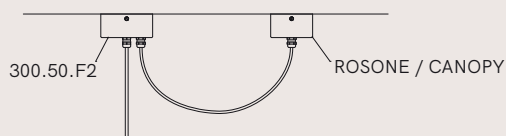
1 x Max 15W LED E27

IP20

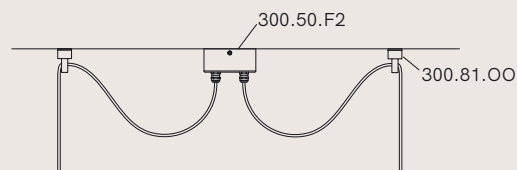
## COMPOSITIONS

### Esempi di composizione | Example of compositions

Installazione con rosone per decentramento lampada  
*Installation with canopy for lamp off-centre*



Installazione con rosone per 2 sospensioni e 2 ganci per attacco a soffitto  
*Installation with canopy kit for 2 pendants and 2 ceiling hooks*



**NOTA:** Cavo extra a richiesta per entrambe le composizioni.

**NOTE:** Additional cable on request for both compositions.

### Accessori | Accessories

**300.50.F2**

Rosone per 2 sospensioni / decentramento e 2 tappi  
*Canopy kit for 2 pendants / off-centre, with 2 plugs*

**300.81.OO**

Gancio per attacco a soffitto  
*Ceiling hook*

## FINITURE | FINISHES



**FF**  
 Ferro Anticato  
 Antique Iron





# REPORTER

DT STUDIO

Reporter è una collezione di lampade da interno dall'estetica decisa. Commistione di suggestioni classiche e riferimenti industrial, questi oggetti luminosi sono capaci di caratterizzare gli ambienti e di creare disegni di luce personalizzabili. Il fascio di luce può infatti essere indirizzato in base alle proprie esigenze grazie allo snodo della montatura e delle singole teste.

*Reporter is a collection of indoor lamps with strong aesthetic appeal.*

*A combination of classic influences and industrial references, these luminous objects give character to rooms and create customisable patterns of light. The beam of light can be directed according to needs thanks to the fixture joint and the individual heads.*

*on the left*

*Reporter 271.04.OF, 271.08.OF*



*Reporter 271.01.OF*



*on the right*  
*Reporter 271.05.OF*

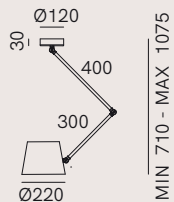








*Reporter 271.08.OF*

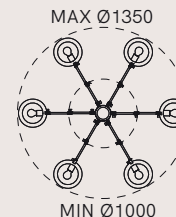
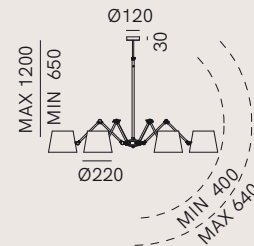


MIN 710 - MAX 1075

**271.01.OF**

1 x Max 15W LED E27

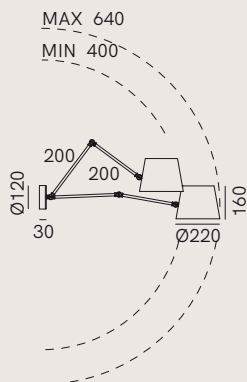
IP20



**271.04.OF**

6 x Max 15W LED E27

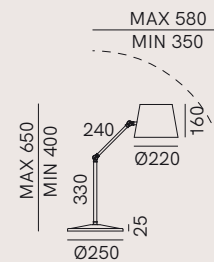
IP20



**271.05.OF**

1 x Max 15W LED E27

IP20

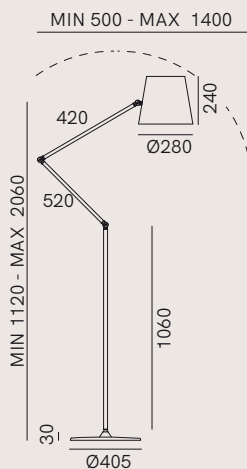


**271.06.OF**

1 x Max 15W LED E27

IP20

Non dimmerabile / Not dimmable



**271.08.OF**

1 x Max 15W LED E27

IP20

Non dimmerabile / Not dimmable

**FINITURE | FINISHES**

**Montatura | Frame**



**O**  
Ottone Anticato  
Antique Brass

**Testa | Shade**



**F**  
Ferro Anticato  
Antique Iron



# SAINT TROPEZ

STUDIO KLASS

Pensata per portare negli ambienti esterni la stessa sensazione avvolgente degli interni, la collezione di lampade Saint-Tropez accompagna con eleganza la vita all'aria aperta. I materiali e le finiture enfatizzano il mood della collezione, conferendole l'aspetto di un raffinatissimo vintage.

*Designed to bring the same enveloping sensation of indoor contexts to outdoor ones, the Saint-Tropez lamp collection elegantly accompanies life in the open air.*

*The materials and finishes highlight the mood of the collection, creating a refined vintage look.*

*on the left*

*Saint Tropez Z1C1*







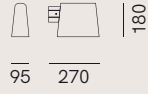
*Saint Tropez Z3C1*

*on the left*

*Saint Tropez Z2C1*



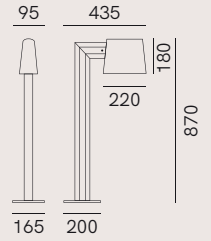
*Saint Tropez Z1C1*



**Z1C1**

1 x Max 15W LED E27

IP 65



**Z2C1**

1 x Max 15W LED E27

IP 65



**Z3C1**

1 x Max 15W LED E27

IP 65

**FINITURE | FINISHES**

**Metallo verniciato | Painted Metal**



Marrone Antico  
*Antique Brown*





# CLASSICFORUS

Ispirata alla tradizione, **Classicforus** recupera materiali, forme e colori del passato reinterpretandoli con piglio attuale. Materiali pregiati come l'ottone e il rame, spesso abbinati a vetro di Murano e ceramica di Bassano, danno vita a lampade capaci di rendere caldo e accogliente qualsiasi interno, anche il più contemporaneo.

*Inspired by tradition, the **Classicforus** picks up materials, shapes and colours from the past and reinterprets them in a contemporary key. Select materials such as brass and copper are often paired with Murano glass and Bassano ceramic to create lamps that turn any interior – even the most contemporary – into a warm and inviting one.*



# ANITA

DT STUDIO

Anita è una collezione di lampade che unisce l'eleganza dello stile liberty alla maestria artigianale del Fanale. Una collezione che si declina in un'ampia serie di pezzi – dalla lampada da terra alla sospensione, dall'appliche alla plafoniera – sempre caratterizzati da dettagli ricercati ispirati alla tradizione. A conferire valore aggiunto a queste creazioni è la ceramica di Bassano, un'eccellenza del made in Italy che ben si sposa con l'ottone anticato.

*Anita is a collection of lamps that combines the elegance of Italian Liberty style with the craftsmanship of Il Fanale.*

*The collection includes an extensive range of items - a floor lamp, pendant lamp, wall lamp and ceiling lamp - always featuring refined details inspired by tradition. The added value of these creations is provided by Bassano ceramic, an excellent Made in Italy product that perfectly matches antique brass.*

*on the left*

*Anita 061.09.OC*









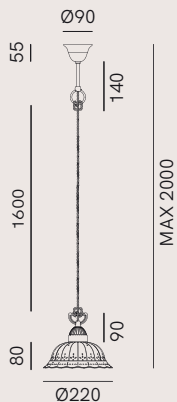


*Anita 061.23.OC*



*Anita 061.17.OC*

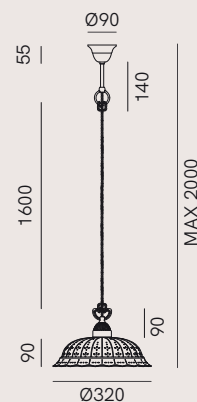




**061.07.OC**

1 x Max 15W LED E27

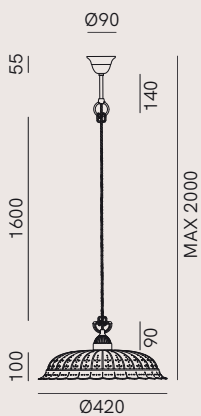
IP20



**061.08.OC**

1 x Max 15W LED E27

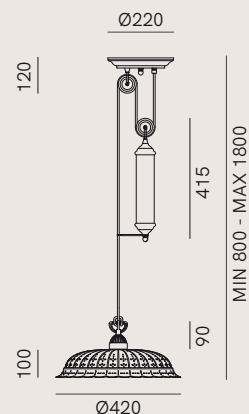
IP20



**061.09.OC**

1 x Max 15W LED E27

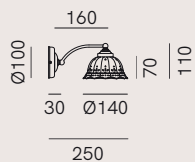
IP20



**061.12.OC**

1 x Max 15W LED E27

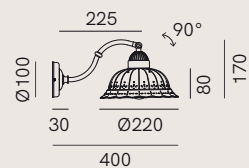
IP20



**061.17.OC**

1 x Max 10W LED E14

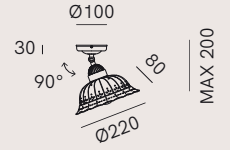
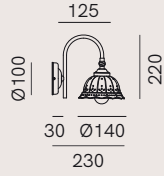
IP20



**061.18.OC**

1 x Max 15W LED E27

IP20



**061.19.OC**

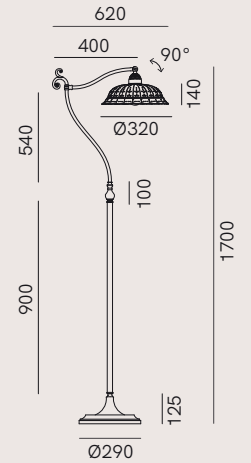
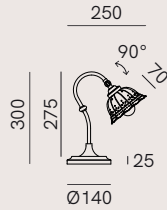
1 x Max 10W LED E14

IP20

**061.23.OC**

1 x Max 15W LED E27

IP20



**061.52.OC**

1 x Max 15W LED E27

IP20

Non dimmerabile / Not dimmable

**061.53.OC**

1 x Max 10W LED E14

IP20

Non dimmerabile / Not dimmable

**FINITURE | FINISHES**



**O**  
Ottone Anticato  
Antique Brass



**C**  
Ceramica  
Ceramic





# BARCHESSA

DT STUDIO

Nelle lampade della collezione Barchessa, realizzate in ferro, ottone o rame anticato, l'accento è posto sulla funzionalità.

Ispirate all'arte povera, hanno forme pulite, libere da qualsiasi artificiosità.

La collezione si compone di lampade a sospensione, applique, plafoniere e lampioni da giardino.

*The lamps in the Barchessa collection, made of antique iron, brass or copper, focus on functionality. Inspired by Italian "Arte Povera", they have clean-cut shapes, free from any artificiality.*

*The collection comprises pendant lamps, wall lamps, ceiling lamps and garden lamps.*

*on the left*

*Barchessa 220.25.ORT*





*Barchessa 220.04.OR*



*Barchessa 220.11.OR*









*Barchessa 304.L5.ORT*

*Barchessa 301.D5.ORT*



on the left

*Barchessa 301.D7.ORT*

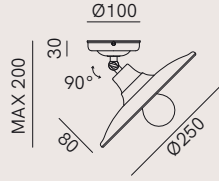




*Barchessa 220.26.ORT*



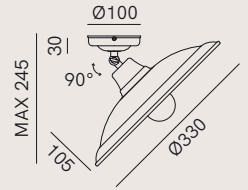
*Barchessa 220.08.ORT*



**220.02.OO / OR**

1 x Max 15W LED E27

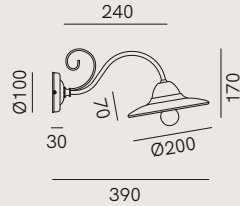
IP20



**220.03.OR**

1 x Max 15W LED E27

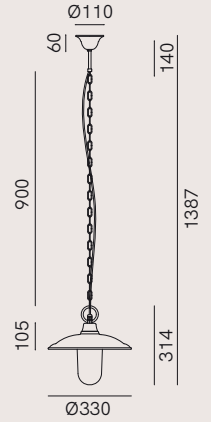
IP20



**220.04.FO / OR**

1 x Max 10W LED E14

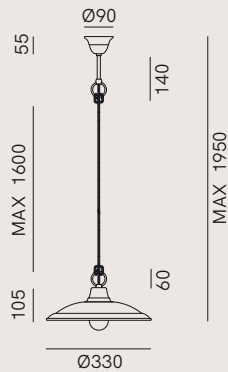
IP20



**220.08.ORB / ORT**

1 x Max 15W LED E27

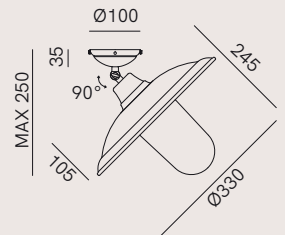
IP 44



**220.11.OR**

1 x Max 15W LED E27

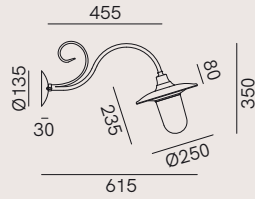
IP20



**220.13.ORB / ORT**

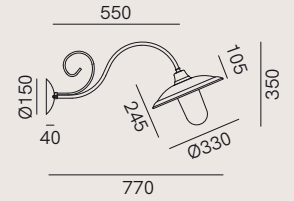
1 x Max 15W LED E27

IP 43



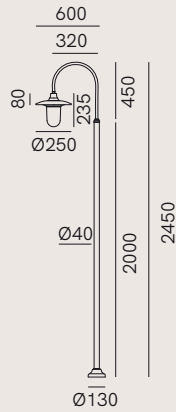
**220.25.ORB / ORT**  
1 x Max 15W LED E27

IP 44



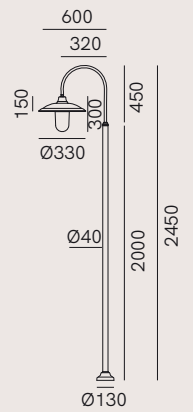
**220.26.ORB / ORT**  
1 x Max 15W LED E27

IP 44



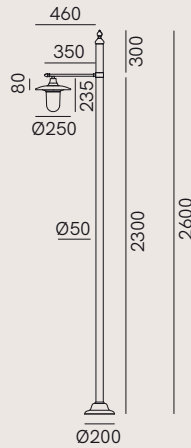
**301.D5.ORB / ORT**  
1 x Max 15W LED E27

IP 44



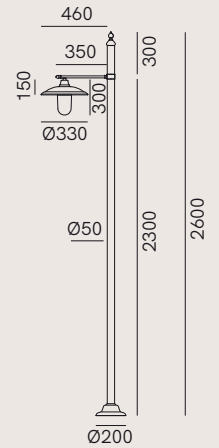
**301.D7.ORB / ORT**  
1 x Max 15W LED E27

IP 44



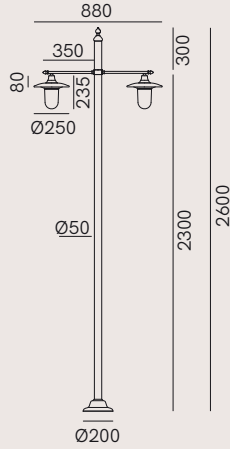
**304.H5.ORB / ORT**  
1 x Max 15W LED E27

IP 44



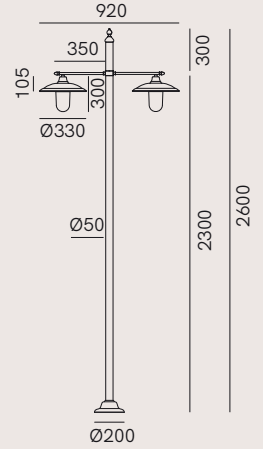
**304.H7.ORB / ORT**  
1 x Max 15W LED E27

IP 44



**304.L5.ORB / ORT**  
2 x Max 15W LED E27

IP 44



**304.L7.ORB / ORT**  
2 x Max 15W LED E27

IP 44

**FINITURE | FINISHES**

**Montatura | Frame**




**F**  
Ferro Anticato  
*Antique Iron*



**O**  
Ottone Anticato  
*Antique Brass*

**Testa | Shade**




**R**  
Rame Anticato  
*Antique Copper*




**O**  
Ottone Anticato  
*Antique Brass*

**Vetro | Glass**



**B**  
Bianco  
*White*



**T**  
Trasparente  
*Transparent*





# BELL

DT STUDIO

La collezione Bell è caratterizzata dalla campana in vetro lucido bianco impreziosita dai dettagli della montatura, disponibili nelle finiture ottone anticato o ottone naturale. Semplice ma sofisticata come un abito bianco, diffonde la sua luminosità morbidamente, creando giochi di luce ed ombra. Adatta a essere inserita in qualsiasi ambiente indoor, la collezione è composta da due sospensioni, singola e doppia, e applique.

*The Bell collection features a white polished glass bell embellished with the details of the fixture, available in an antique brass or natural brass finish. Simple yet sophisticated like a white dress, it softly diffuses its luminosity, creating plays of light and shadow. Ideal for inclusion in any indoor environment, the collection consists of two Italian brass pendant lamps, single and double, and a wall lamp.*

*on the left*

*Bell 287.01.ONB, 287.04.ONB, 287.10.ONB*











*Bell 287.04.ONB*

*on the right*  
*Bell 287.01.OOB*

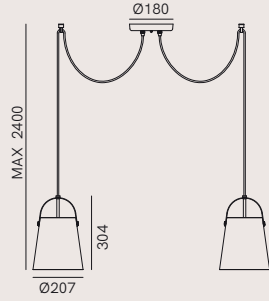




*Bell, detail of Antique Brass finish (OOB)*

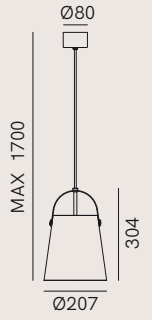


*Bell, detail of Natural Brass finish (ONB)*



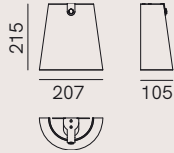
**287.10.ONB / OOB**  
2 x Max 15W LED E27

IP20



**287.01.ONB / OOB**  
1 x Max 15W LED E27

IP20




**287.04.ONB / OOB**  
1 x Max 15W LED E27

IP20

**FINITURE | FINISHES**

**Montatura | Frame**




**ON**  
Ottone Naturale  
*Natural Brass*



**OO**  
Ottone Anticato  
*Antique Brass*

**Vetro | Glass**



**B**  
Bianco  
*White*





# BORGO

DT STUDIO

Artigianalità e ricerca dei materiali si fondono con le più recenti tecniche d'illuminazione dando vita alla collezione di lampade da esterni Borgo. Realizzate in rame e ottone anticato, pali da giardino, sospensioni e applique hanno forme d'ispirazione classica, sapientemente rivisitate in chiave contemporanea. Tutti i modelli sono disponibili con vetro trasparente o bianco.

*Craftsmanship and research into materials are combined with the latest lighting techniques to create the Borgo collection of outdoor lamps. Made of antique copper and brass, garden lamps, pendant lamps and wall lamps have traditionally inspired shapes, skilfully given a contemporary twist. All models are available with transparent glass or white glass.*

*on the left*

*Borgo 244.08.ORT*




*Borgo, detail of Brass and Copper finish with transparent glass (ORT)*

*Borgo, 244.08.ORB*



*on the right*  
*Borgo 244.02.ORT*













*Borgo 244.05.ORT*

*Borgo 244.06.ORB*



*on the right*  
*Borgo 244.06.ORT*











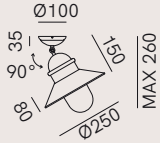




*Borgo, shade detail of 301.B2.ORB, 301.B4.ORB*

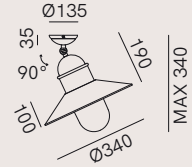


*Borgo shade detail of 304.H3.ORB, 304.L3.ORB*



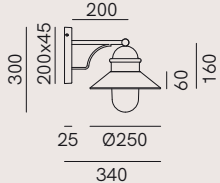
**244.02.ORB / ORT**  
1 x Max 15W LED E27

IP 43



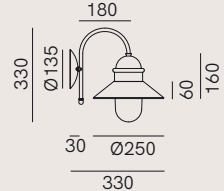
**244.03.ORB / ORT**  
1 x Max 15W LED E27

IP 43



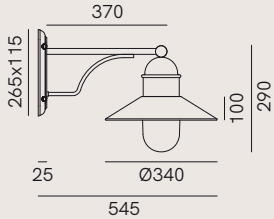
**244.05.ORB / ORT**  
1 x Max 15W LED E27

IP 44



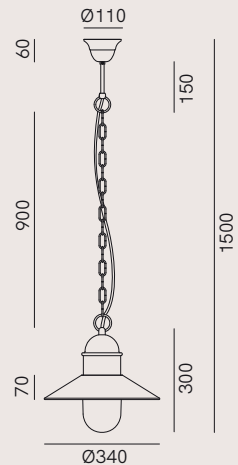
**244.06.ORB / ORT**  
1 x Max 15W LED E27

IP 44



**244.25.ORB / ORT**  
1 x Max 15W LED E27

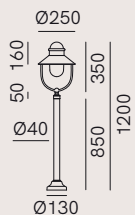
IP 44



**244.08.ORB / ORT**  
1 x Max 15W LED E27

IP 44

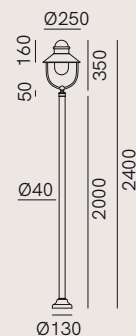




**301.B2.ORB / ORT**

1 x Max 15W LED E27

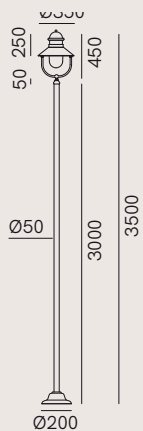
IP 44



**301.B4.ORB / ORT**

1 x Max 15W LED E27

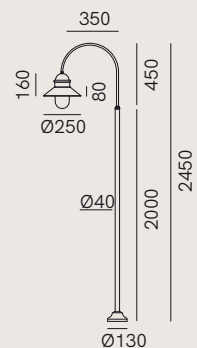
IP 44



**244.30.ORB / ORT**

1 x Max 15W LED E27

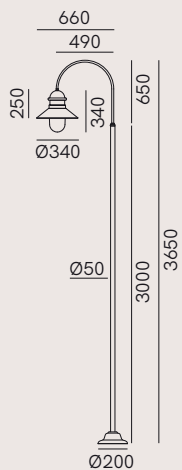
IP 44



**301.D3.ORB / ORT**

1 x Max 15W LED E27

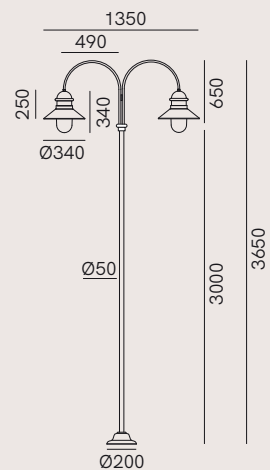
IP 44



**244.40.ORB / ORT**

1 x Max 15W LED E27

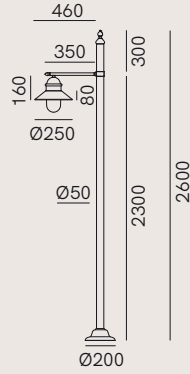
IP 44



**244.42.ORB / ORT**

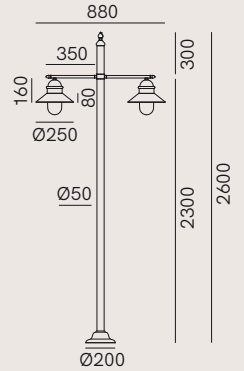
2 x Max 15W LED E27

IP 44



**304.H3.ORB / ORT**  
1 x Max 15W LED E27

IP 44



**304.L3.ORB / ORT**  
2 x Max 15W LED E27

IP 44


**FINITURE | FINISHES**

**Montatura | Frame**




**O**  
Ottone Anticato  
*Antique Brass*

**Testa | Shade**




**R**  
Rame Anticato  
*Antique Copper*

**Vetro | Glass**



**B**  
Bianco  
*White*



**T**  
Trasparente  
*Transparent*





# CALMAGGIORE

DT STUDIO

Impatto visivo delicato ma deciso per le lampade della collezione Calmaggioro, destinate agli ambienti outdoor.

Lampade da terra, a sospensione, applique, plafoniere e lampioni da giardino realizzati in rame e ottone anticato, sono contraddistinte da un'efficiente emissione luminosa, che conferisce carattere agli spazi all'aria aperta. Tutti i modelli sono disponibili con vetro trasparente o vetro bianco.

*The lamps in the Calmaggioro collection, intended for outdoor use, have a delicate yet powerful visual impact.*

*Floor lamps, pendant lamps, wall lamps, ceiling lamps and garden lamps made of antique copper and brass have efficient light emission, giving character to outdoor spaces. All models are available with transparent glass or white glass.*

*on the left*

*Calmaggioro 231.03.ORT*






*Calmaggiore 230.03.ORT*










*Calmaggiore 304.H1.ORT*







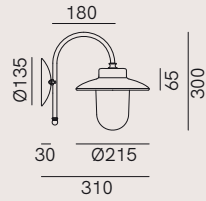




*Calmaggiore 232.06.ORB*

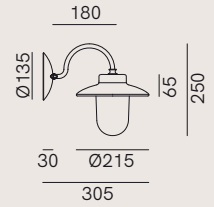
*on the left*

*Calmaggiore 301.B3.ORT*



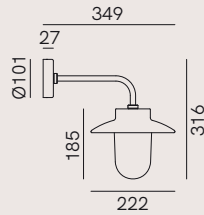
**230.03.ORB / ORT**  
1 x Max 15W LED E27

IP 44



**231.03.ORB / ORT**

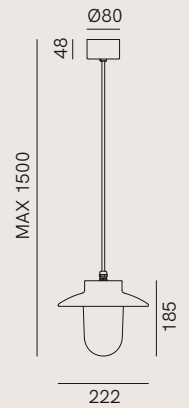
1 x Max 15W LED E27 IP44



**233.05.ORB / ORT**  
1 x Max 15W LED E27

IP 44

**NEW**

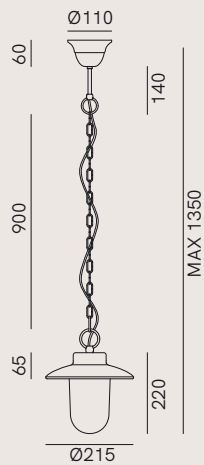


**233.13.ORB / ORT**

1 x Max 15W LED E27

IP 44

**NEW**



**233.03.ORB / ORT**  
1 x Max 15W LED E27

IP 44



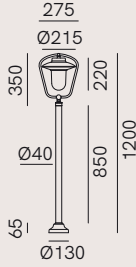
**232.06.ORB / ORT**  
1 x Max 15W LED E27

IP 43



**301.B3.ORB / ORT**  
1 x Max 15W LED E27

IP 44



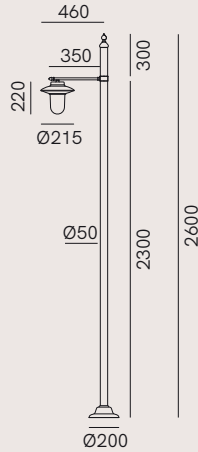
**301.B5.ORB / ORT**  
1 x Max 15W LED E27

IP 44



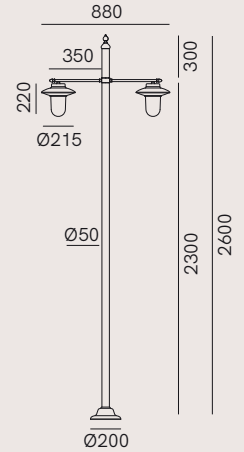
**304.H1.ORB / ORT**  
1 x Max 15W LED E27

IP 44



**304.L1.ORB / ORT**  
2 x Max 15W LED E27

IP 44




**FINITURE | FINISHES**

**Montatura | Frame**




**O**  
Ottone Anticato  
*Antique Brass*

**Testa | Shade**




**R**  
Rame Anticato  
*Antique Copper*

**Vetro | Glass**




**B**  
Bianco  
*White*



**T**  
Trasparente  
*Transparent*





# CANTINA

DT STUDIO

Le lampade della collezione Cantina richiamano l'arredo tipico dei laboratori artigianali. Le forme essenziali sono la nota distintiva di sospensioni e applique, caratterizzate da un piatto levigato in ottone o in ferro anticato.

Prodotti moderni e versatili, che ben si inseriscono in differenti contesti.

*The Cantina collection recalls the typical furnishings of craft workshops. Essential shapes are the distinctive feature of these pendant lamps and wall lamps, featuring a plate in polished brass or antique iron. These modern and versatile lighting products perfectly fit into different contexts.*

*on the left*

*Cantina 201.04.FF, 201.11.FF*



*Cantina 201.04.FF*



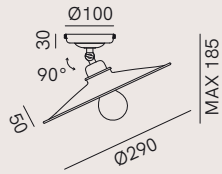
*on the left*  
*Cantina 201.11.FF*







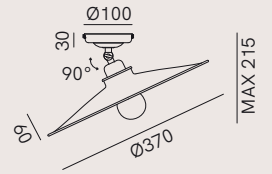
*Cantina 201.03.00*



**201.02.FF / OO**

1 x Max 15W LED E27

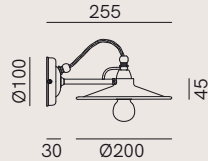
IP20



**201.03.FF / OO**

1 x Max 15W LED E27

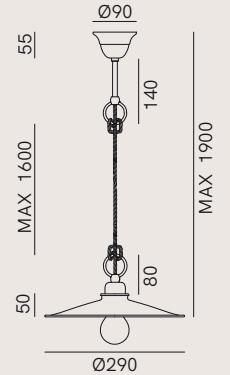
IP20



**201.04.FF / OO**

1 x Max 10W LED E14

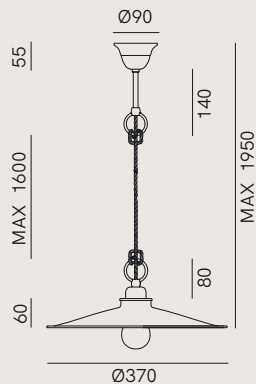
IP20



**201.10.FF / OO**

1 x Max 15W LED E27

IP20



**201.11.FF / OO**

1 x Max 15W LED E27

IP20

**FINITURE | FINISHES**



**FF**  
Ferro Anticato  
*Antique Iron*



**OO**  
Ottone Anticato  
*Antique Brass*



# CASCINA

DT STUDIO

Le lampade della collezione Cascina sono caratterizzate dal disegno rigoroso e da un aspetto materico che le fa spiccare in qualsiasi ambiente.

I lampadari, in particolare, sono molto scenografici. La collezione si compone di lampade a sospensione, lampadari e applique in ottone o in ferro anticato.

*The lamps in the Cascina collection feature a rigorous design and a textured effect that makes them stand out in any context. The chandeliers, in particular, are very spectacular. The collection consists of pendant lamps, chandeliers and wall lamps in antique brass or iron.*

on the left

*Cascina 204.10.00*



on the left  
*Cascina 204.08.00*







*Cascina 204.23.00*

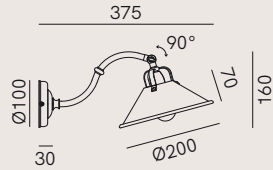


*Cascina 204.23.00*



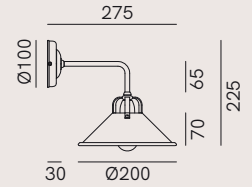
*Cascina 204.04.00*





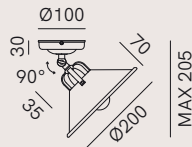
**204.04.00**

1 x Max 10W LED E14 IP20



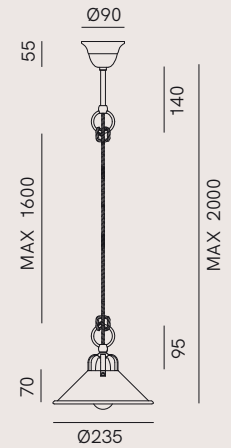
**204.05.00**

1 x Max 10W LED E14 IP20



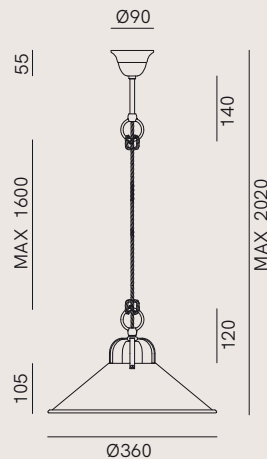
**204.23.00**

1 x Max 10W LED E14 IP20



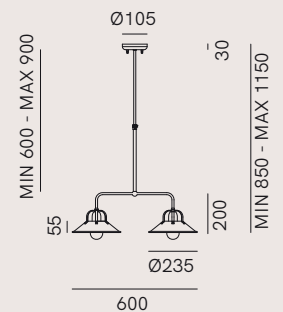
**204.07.00**

1 x Max 15W LED E27 IP20



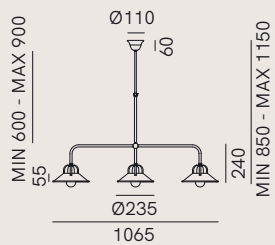
**204.08.00**

1 x Max 15W LED E27 IP20



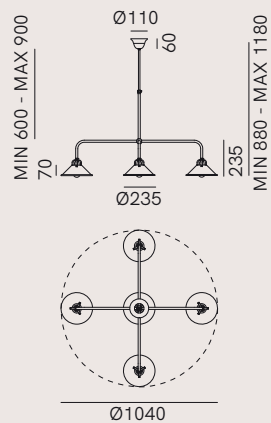
**204.09.00**

2 x Max 15W LED E27 IP20

**204.10.00**

3 x Max 15W LED E27

IP20

**204.25.00**

5 x Max 15W LED E27

IP20

**FINITURE | FINISHES**

00

Ottone Anticato  
*Antique Brass*





# CONTRADA

DT STUDIO

La collezione Contrada è contraddistinta da un design puro e rigoroso, che rende protagonista il materiale. Rame e ottone anticato conferiscono a lampadari, plafoniere e applique un grande impatto materico.

*The Contrada collection features a pure and rigorous design, making the material the protagonist.*

*Antique copper and brass give chandeliers, ceiling lamps and wall lamps an impressive material effect.*

*on the left*

*Contrada 243.05.OR +*

*Custom Solution*

*Contrada 211.11.OR with longer rod*

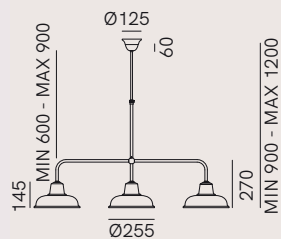




*Contrada 243.05.OR*

*on the right*  
*Contrada 243.26.ORT*





**211.11.OR**

3 x Max 15W LED E27

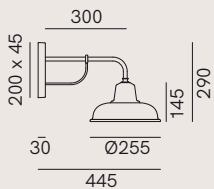
IP20



**243.02.OR**

1 x Max 15W LED E27

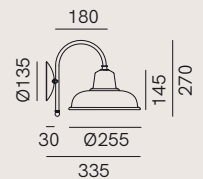
IP20



**243.05.OR**

1 x Max 15W LED E27

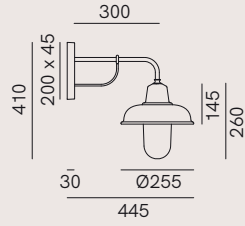
IP20



**243.06.OR**

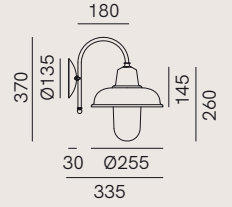
1 x Max 15W LED E27

IP20



**243.25.ORB / ORT**  
1 x Max 15W LED E27

IP 44



**243.26.ORB / ORT**  
1 x Max 15W LED E27

IP 44


**FINITURE | FINISHES**

**Montatura | Frame**



**O**  
Ottone Anticato  
*Antique Brass*

**Testa | Shade**




**R**  
Rame Anticato  
*Antique Copper*

**Vetro | Glass**



**B**  
Bianco  
*White*



**T**  
Trasparente  
*Transparent*





# COUNTRY

DT STUDIO

Stile country e tradizione millenaria del vetro di Murano, grande espressione del made in Italy, si fondono alla perfezione nella collezione di lampade Country. Prodotte in ottone e vetro soffiato bianco, sono caratterizzate dal bordo ribruciato marrone e dalla finitura in ottone anticato. La collezione si compone di un'ampia gamma di pezzi, dalla sospensione all'appliche, in diverse varianti e misure.

*Country style and the age-old tradition of Murano glass, a fine expression of Made in Italy, come together to perfection in the Country lamp collection.*

*Made of brass and white blown glass, they feature a burnt brown rim and an antique brass finish. The collection consists of a wide range of items, from pendant lamps to wall lamps, in different versions and sizes.*

*on the left*

*Country 081.10.OV*



*Country 081.10.OV*



*Country 080.10.OV*



*Country 082.19.OV*











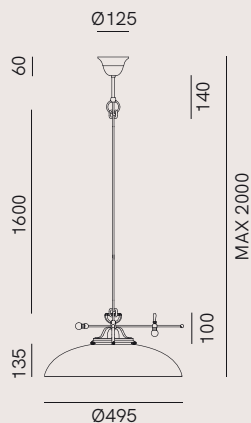
*Country 080.02.OV*



*Country 081.02.OV*



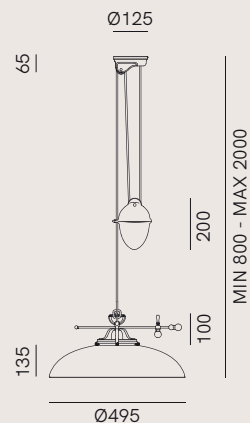
*Country 082.02.OV*



**080.10.OV**

1 x Max 15W LED E27

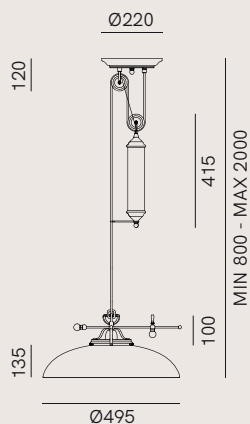
IP20



**080.11.OV**

1 x Max 15W LED E27

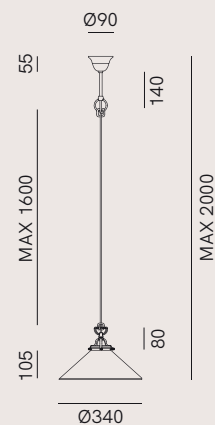
IP20



**080.12.OV**

1 x Max 15W LED E27

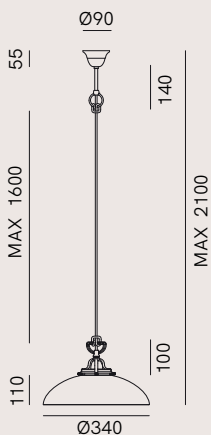
IP20



**081.10.OV**

1 x Max 15W LED E27

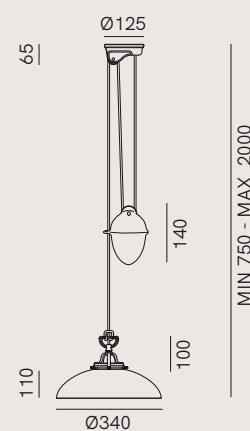
IP20



**082.10.OV**

1 x Max 15W LED E27

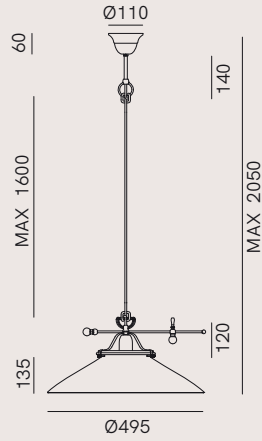
IP20



**082.11.OV**

1 x Max 15W LED E27

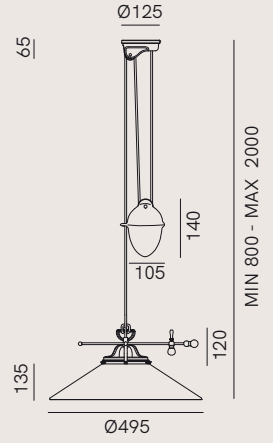
IP20



**083.10.OV**

1 x Max 15W LED E27

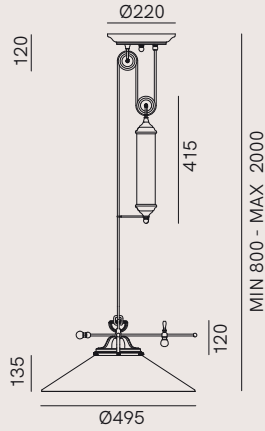
IP20



**083.11.OV**

1 x Max 15W LED E27

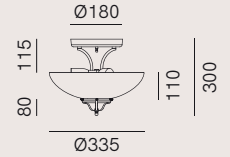
IP20



**083.12.OV**

1 x Max 15W LED E27

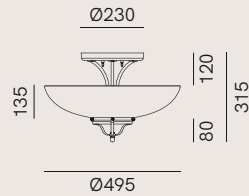
IP20



**082.02.OV**

3 x Max 10W LED E14

IP20



**080.02.OV**

3 x Max 15W LED E27

IP20

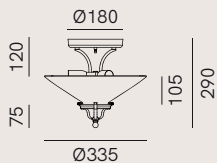


**082.23.OV**

1 x Max 10W LED E14

IP20

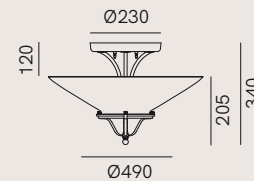




**081.02.OV**

3 x Max 10W LED E14

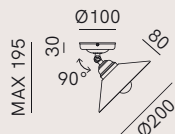
IP20



**083.02.OV**

3 x Max 15W LED E27

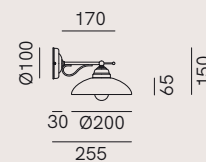
IP20



**081.23.OV**

1 x Max 10W LED E14

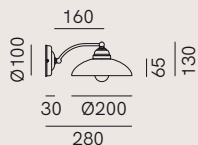
IP20



**082.14.OV**

1 x Max 10W LED E14

IP20



**082.17.OV**

1 x Max 10W LED E14

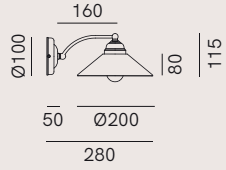
IP20



**082.19.OV**

1 x Max 10W LED E14

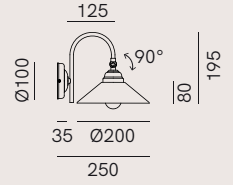
IP20



**081.17.OV**

1 x Max 10W LED E14

IP20




**081.19.OV**

1 x Max 10W LED E14

IP20

**FINITURE | FINISHES**

**Montatura | Frame**



**O**  
Ottone Anticato  
Antique Brass

**Vetro | Glass**



**V**  
Bianco  
White



# FIOR DI PIZZO

DT STUDIO

Le lampade della collezione Fior di pizzo portano l'arte del ricamo nel mondo della ceramica di Bassano, reinterpretando la tradizione in chiave moderna. La lavorazione ricercata, in fase di illuminazione, crea interessanti giochi di luce sulle pareti, proiettando fiori e decori. La collezione si declina in molti modelli diversi, dalla sospensione al saliscendi, dall'applique alla plafoniera.

*The lamps in the Fior di pizzo collection bring the art of embroidery into the world of Bassano ceramic, giving a modern twist to tradition. Refined workmanship creates interesting light effects on walls, projecting flowers and decorations. The collection is available in many different models, including a brass pendant lamp, adjustable, wall lamp and ceiling lamp.*

*on the left*

*Fior di Pizzo 065.25.OC*





*Fior di Pizzo 065.07.OC*



*on the right*  
*Fior di Pizzo 065.09.OC*









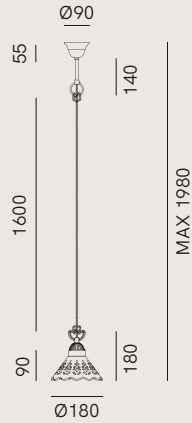




*Fior di Pizzo 065.17.OC*



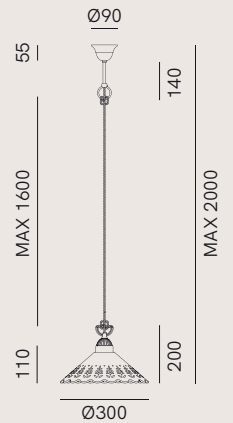
*Fior di Pizzo 065.02.OC*



**065.07.OC**

1 x Max 15W LED E27

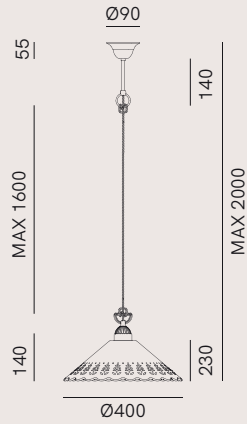
IP20



**065.08.OC**

1 x Max 15W LED E27

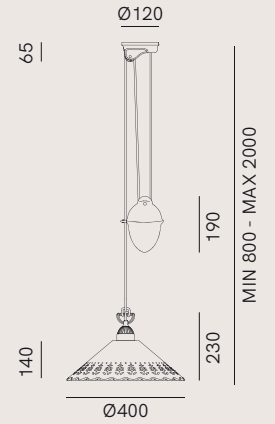
IP20



**065.09.OC**

1 x Max 15W LED E27

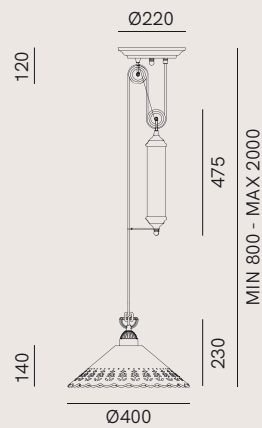
IP20



**065.11.OC**

1 x Max 15W LED E27

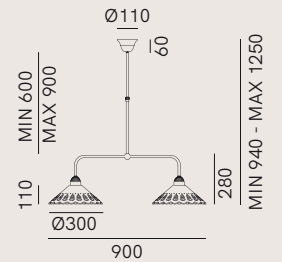
IP20



**065.12.OC**

1 x Max 15W LED E27

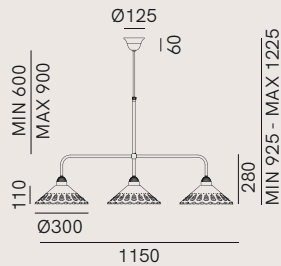
IP20



**065.24.OC**

2 x Max 15W LED E27

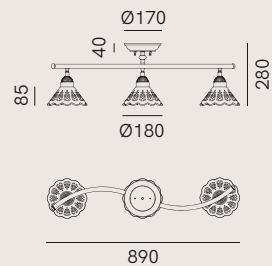
IP20



**065.25.OC**

3 x Max 15W LED E27

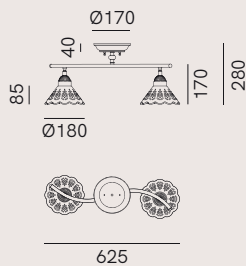
IP20



**065.21.OC**

3 x Max 15W LED E27

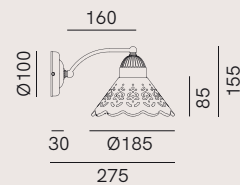
IP20



**065.22.OC**

2 x Max 15W LED E27

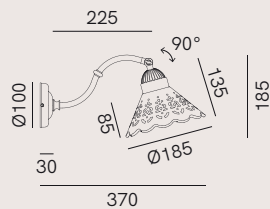
IP20



**065.17.OC**

1 x Max 15W LED E27

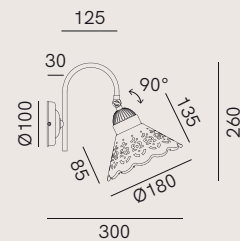
IP20



**065.18.OC**

1 x Max 15W LED E27

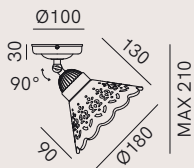
IP20



**065.19.OC**

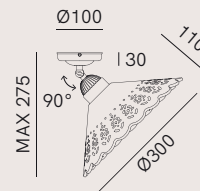
1 x Max 15W LED E27

IP20

**065.23.OC**

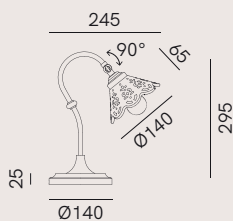
1 x Max 15W LED E27

IP20

**065.02.OC**

1 x Max 15W LED E27

IP20

**065.52.OC**

1 x Max 10W LED E14

IP20

Non dimmerabile / Not dimmable

**FINITURE | FINISHES****Montatura | Frame**

**O**  
Ottone Anticato  
Antique Brass

**Testa | Shade**

**C**  
Ceramica  
Ceramic





# GARDEN

DT STUDIO

La classica lampada da giardino è riletta all'insegna di un design contemporaneo. Garden è una collezione di lampioni da giardino e lampade a parete realizzate in ottone e rame anticato che per le sue caratteristiche si rivela ideale per arredare gli ambienti esterni in modo sobrio ed elegante. Tutti i modelli sono disponibili con vetro bianco o trasparente.

*The classic garden lamp is reinterpreted in a contemporary design. Garden is a collection of garden and wall lamps made of antique brass and copper, ideal for furnishing outdoor spaces in a sober and elegant way. All models are available with transparent glass or white glass.*

*on the left*

*Garden 245.42.ORT, 245.07.ORT, 245.44.ORT*



*Garden 245.22.ORT*



*Garden 245.42.ORB*

*on the right*  
*Garden 245.42.ORT*











*Garden 245.07.ORT*

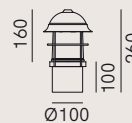
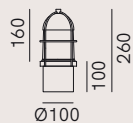


*on the right*  
*Garden 245.44.ORT*









**245.21.ORB / ORT**

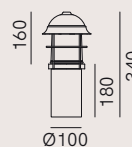
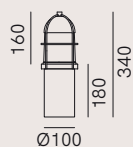
1 x Max 15W LED E27

IP 44

**245.41.ORB / ORT**

1 x Max 15W LED E27

IP 44



**245.22.ORB / ORT**

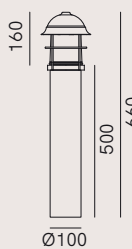
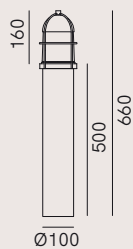
1 x Max 15W LED E27

IP 44

**245.42.ORB / ORT**

1 x Max 15W LED E27

IP 44



**245.23.ORB / ORT**

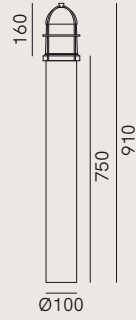
1 x Max 15W LED E27

IP 44

**245.43.ORB / ORT**

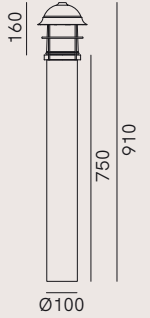
1 x Max 15W LED E27

IP 44



**245.24.ORB / ORT**  
1 x Max 15W LED E27

IP 44



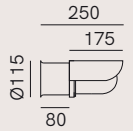
**245.44.ORB / ORT**  
1 x Max 15W LED E27

IP 44



**245.45.ORB / ORT**  
1 x Max 15W LED E27

IP 44



**245.07.ORB / ORT**  
1 x Max 15W LED E27

IP 44

**ACCESSORI | ACCESSORIES**



**Picchetto Stake**  
**300.09.FZ**  
Ø 110 H 400 mm



**Copribase Base Cover**  
**300.06.RR**  
Ø 140 H 30 mm


**FINITURE | FINISHES**

**Montatura | Frame**




**O**  
Ottone Anticato  
*Antique Brass*

**Testa | Shade**




**R**  
Rame Anticato  
*Antique Copper*

**Vetro | Glass**



**B**  
Bianco  
*White*



**T**  
Trasparente  
*Transparent*



# GRANAIO

DT STUDIO

Collezione di lampade rustiche dal mood moderno, Granaio include lampade a sospensione, applique e lampioni da esterno.

L'estetica è ispirata alle lanterne del passato, rilette all'insegna di un'essenzialità contemporanea che ben si adatta ai contesti più diversi.

*A collection of rustic lamps with modern appeal, Granaio includes Italian copper and brass pendant lamps and wall lamps, as well as garden lamps.*

*The aesthetic look is inspired by traditional lanterns, reinterpreted with contemporary essentiality that is perfectly suited to the most varied of contexts.*

*on the left*

*Granaio 246.06.ORT*









*Garden 246.07.ORT*

*on the right*  
*Garden 304.H8.ORT*







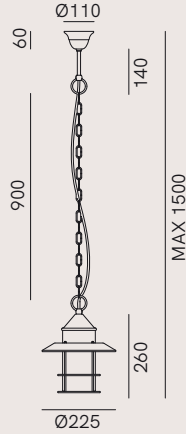




*Garden 246.05.ORB*

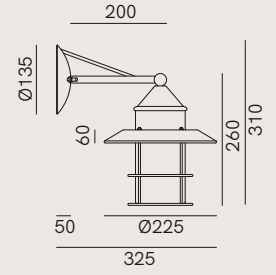


*Garden 246.06.ORT*



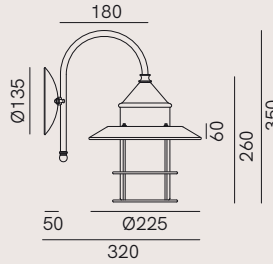
**246.07.ORB / ORT**  
1 x Max 15W LED E27

IP 44



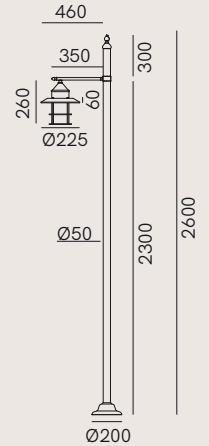
**246.05.ORB / ORT**  
1 x Max 15W LED E27

IP 44



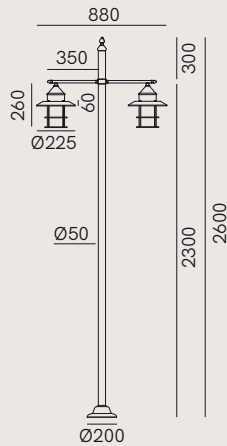
**246.06.ORB / ORT**  
1 x Max 15W LED E27

IP 44



**304.H8.ORB / ORT**  
1 x Max 15W LED E27

IP 44




**304.L8.ORB / ORT**  
2 x Max 15W LED E27

IP 44

**FINITURE | FINISHES**

**Montatura | Frame**



**O**  
Ottone Anticato  
Antique Brass

**Vetro | Glass**




**B**  
Bianco  
White

**Testa | Shade**



**R**  
Rame Anticato  
Antique Copper



**T**  
Trasparente  
Transparent





# LOGGIA

DT STUDIO

Le lampade da esterni Loggia evocano atmosfere suggestive reinterpretando e in chiave moderna i classici portacandele a muro. Applique, sospensioni e lampade da terra sono realizzate in ottone anticato e vetro bianco o pulegoso, una tipologia di vetro sviluppata a Venezia e ottenuta con una tecnica particolare che consente di ottenere il caratteristico aspetto a bollicine.

*The outdoor lamps in the Loggia collection evoke attractive atmospheres by bringing a modern twist to classic wall-mounted candle holders. These wall lamps, pendant lamps and floor lamps are made of antique brass and white or bubble glass, a type of glass developed in Venice and obtained using a special technique that gives it its characteristic bubble-like appearance.*

*on the left*

*Loggia 264.07.OOB, 264.01.OOB*





*Loggia 264.01.OOT*

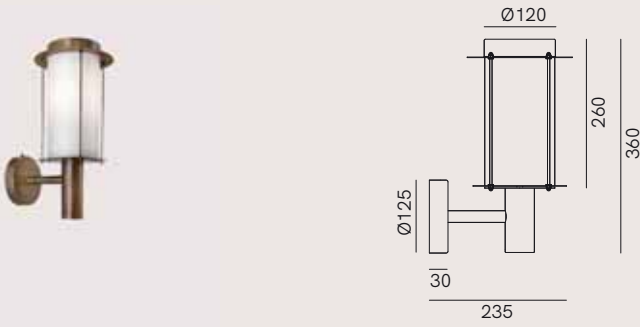
*on the right*  
*Loggia 264.10.OOT*

*Loggia 264.07.OOB*









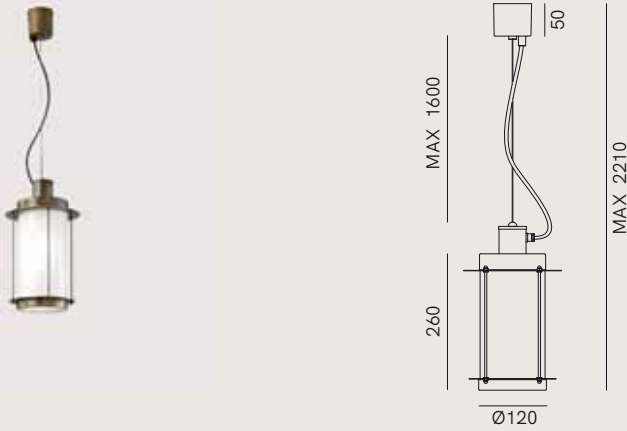
**264.01.OOB / OOT**  
1 x Max 15W LED E27

IP 44



**264.02.OOB / OOT**  
1 x Max 15W LED E27

IP 43




**264.07.OOB / OOT**  
1 x Max 15W LED E27

IP 44



**264.10.OOB / OOT**  
1 x Max 15W LED E27

IP 44



**264.11.OOB / OOT**  
1 x Max 15W LED E27

IP 44

**FINITURE | FINISHES**



**OO**  
Ottone Anticato  
*Antique Brass*

**Vetro | Glass**



**B**  
Bianco  
*White*



**T**  
Pulegoso  
*Bubble*





# MINI

DT STUDIO

Collezione di lampade nata dall'incontro tra ottone anticato e ceramica, Mini ha un design moderno e attuale.

Della collezione fanno parte faretti e applique, ideali da usare insieme per combinazioni dal profilo ricercato.

*A collection of lamps created by combining antique brass with ceramic, Mini features a modern and contemporary design.*

*The collection includes spotlights and wall lamps, ideal for using together for combinations with a sophisticated look.*

*on the left*

*Mini 064.05.OC*



*Mini 208.23.00*

*Mini 208.20.00*



*on the right*  
*Mini 208.23.00*







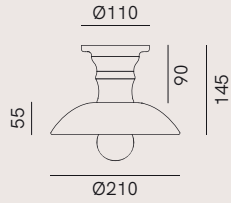




*Mini 208.07.00*



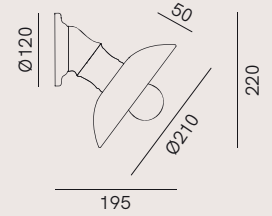
*Mini 208.09.00*



**064.02.OC**

1 x Max 15W LED E27

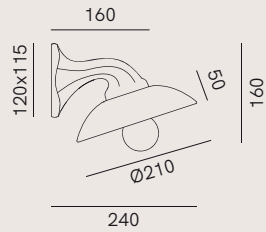
IP20



**064.04.OC**

1 x Max 15W LED E27

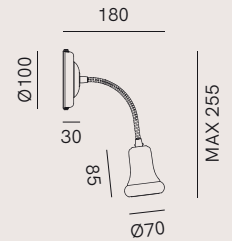
IP20



**064.05.OC**

1 x Max 15W LED E27

IP20

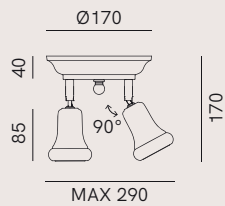


**208.20.00**

1 x Max 5W LED GU10

IP20


 GU10 PAR16 Max H 53mm

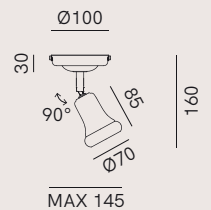


**208.22.00**

1 x Max 5W LED GU10

IP20

 GU10 PAR16 Max H 53mm

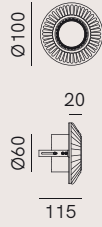


**208.23.00**

1 x Max 5W LED GU10

IP20

 GU10 PAR16 Max H 53mm




**208.07.00**

1 x Max 5W LED GU5.3

**208.17.00**

1 x Max 5W LED GU10

IP20

 GU10 PAR16 Max H 53mm




**208.09.00**

1 x Max 5W LED GU5.3

**208.19.00**

1 x Max 5W LED GU10

IP20

 GU10 PAR16 Max H 53mm

**FINITURE | FINISHES**

**Montatura | Frame**



**O**  
Ottone Anticato  
*Antique Brass*

**Testa | Shade**



**C**  
Ceramica  
*Ceramic*



**O**  
Ottone Anticato  
*Antique Brass*





# PATIO

DT STUDIO

Come suggerisce il nome, le lampade della collezione Patio sono pensate per l'uso esterno.

Realizzate in rame e ottone anticato, hanno un design sobrio caratterizzato da una lavorazione ricercata. In versione sospesa, plafoniera o applique, Patio si configura come un elemento decorativo dall'alta funzionalità tecnica.

*As the name suggests, the lamps in the Patio collection are designed for outdoor lighting. Made of antique copper and brass, they have a sober design featuring refined workmanship. In a pendant lamp, ceiling lamp or wall lamp version, Patio is a decorative element with state-of-the-art functionality.*

*on the left*

*Patio 225.07.ORB, 225.05.ORB*



*Patio 225.07.ORT*



*on the right*  
*Patio 225.05.ORB*

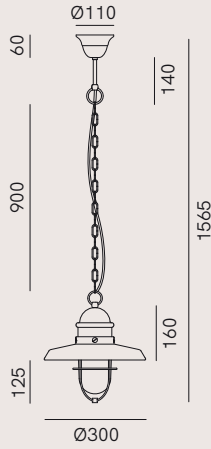






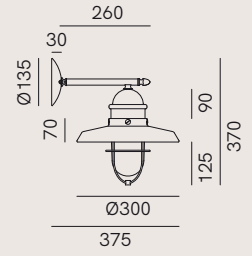


*Patio 225.04.ORT*



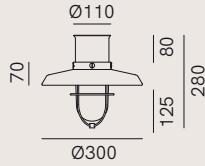
**225.07.ORB / ORT**  
1 x Max 15W LED E27

IP 44



**225.05.ORB / ORT**  
1 x Max 15W LED E27

IP 44



**225.04.ORB / ORT**  
1 x Max 15W LED E27

IP 43


**FINITURE | FINISHES**

**Montatura | Frame**



**O**  
Ottone Anticato  
*Antique Brass*

**Testa | Shade**




**R**  
Rame Anticato  
*Antique Copper*

**Vetro | Glass**



**B**  
Bianco  
*White*



**T**  
Trasparente  
*Transparent*



# POGGIO

DT STUDIO

La collezione di lampade da soffitto Poggio in ottone e ferro nasce dall'idea di racchiudere in un oggetto l'eredità culturale del design italiano degli anni Quaranta. Un heritage autentico, interpretato con una lavorazione ricercata e complessa.

*The Poggio collection of brass and iron ceiling lamps is inspired by the idea of encapsulating the cultural heritage of Italian design from the 1940s in an object. An authentic heritage, interpreted with refined and complex workmanship.*

*on the left*

*Poggio 203.11.OF*





*Poggio 203.09.00*

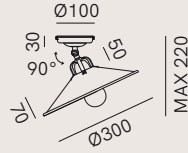


*on the right*  
*Poggio 203.09.OF*





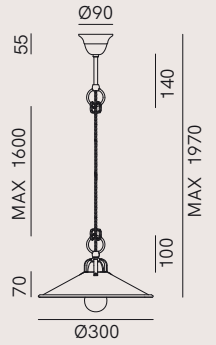
*Poggio 203.13.OF*



**203.02.00 / OF**

1 x Max 15W LED E27

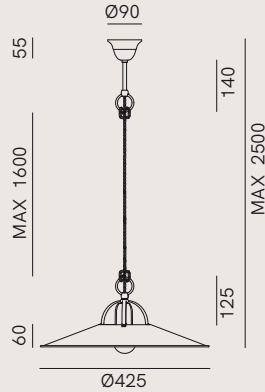
IP20



**203.09.00 / OF**

1 x Max 15W LED E27

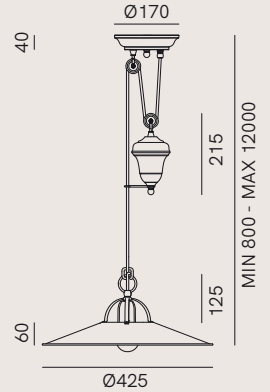
IP20



**203.12.00 / OF**

1 x Max 15W LED E27

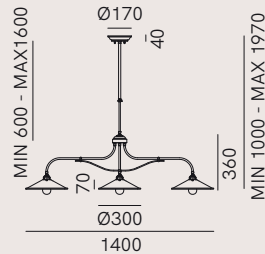
IP20



**203.13.00 / OF**

1 x Max 15W LED E27

IP20



**203.11.00 / OF**

3 x Max 15W LED E27

IP20

**FINITURE | FINISHES**

**Montatura | Frame**



**O**  
Ottone Anticato  
*Antique Brass*

**Testa | Shade**



**F**  
Ferro Anticato  
*Antique Iron*



**O**  
Ottone Anticato  
*Antique Brass*





# PONTE

DT STUDIO

La collezione di lampade Ponte prende il nome dalla presenza di due punti di connessione uniti tra loro. Realizzate in ottone e rame, le applique ricreano suggestive atmosfere retrò, coniugando alla perfezione resa estetica e funzionalità.

*The Ponte collection of Italian lamps is named after the presence of two connecting points. Made of brass and copper, the wall lamps recreate evocative vintage atmospheres, perfectly combining aesthetic appeal with functionality. nobis eaquias qui coresent denihic.*

*on the left*

*Ponte 250.24.ORT*







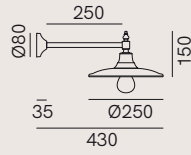




*Ponte 250.04.OR*



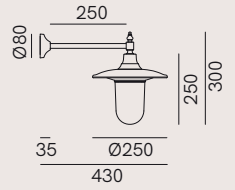
*Ponte 250.24.ORB*



**250.04.OR**

1 x Max 15W LED E27

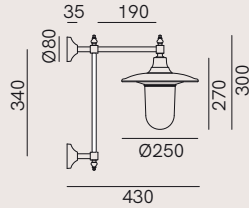
IP 20



**250.24.ORB / ORT**

1 x Max 15W LED E27

IP 44



**250.26.ORB / ORT**

1 x Max 15W LED E27

IP 44


**FINITURE | FINISHES**

**Montatura | Frame**




**O**  
Ottone Anticato  
*Antique Brass*

**Testa | Shade**




**R**  
Rame Anticato  
*Antique Copper*

**Vetro | Glass**



**B**  
Bianco  
*White*



**T**  
Trasparente  
*Transparent*





# PORTO

DT STUDIO

Una collezione di lampade da esterni disponibili in diverse misure, pensate per creare una luce soffusa ma decisa. Le lampade da terra Porto sono in ferro, lavorate in modo da assicurare un alto standard qualitativo.

*A collection of outdoor lamps available in different sizes, designed to create a subtle yet powerful light. Porto modern floor lamps are made of iron and crafted to a high standard of quality.*

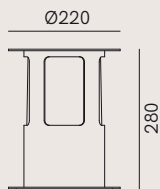
*on the left*

*Porto 258.01.FF*



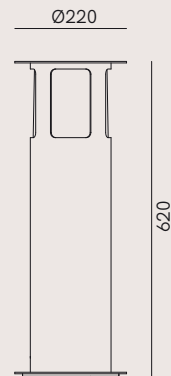


*Porto 258.02.FF*

**258.01.FF**

1 x Max 15W LED E27

IP 65

**258.02.FF**

1 x Max 15W LED E27


IP 65

**FINITURE | FINISHES**

**FF**  
Ferro Anticato  
*Antique Iron*

Nel tempo il ferro da esterno, esposto ad agenti atmosferici, subisce delle alterazioni cromatiche dovute alla maturazione del materiale. Nel processo di ossidazione le tonalità variano da un tono arancio iniziale ad una colorazione bruno rossastra che si raggiunge alla fine della stabilizzazione.

*Over the time outdoor iron, exposed to atmospheric agents undergoes some chromatic alterations due to the maturation of the material. During the oxidation process, the shades change from an initial orange tone to a reddish brown color of the final stage of the stabilization.*





# QUADRO

DT STUDIO

Nata come progetto su misura ed entrata in un secondo momento a far parte del catalogo, la collezione di lampade Quadro è protagonista di una delle più suggestive realizzazioni de Il Fanale.

Ispirate all'Irlanda, sospensioni, lampade da parete e plafoniere si fanno notare per l'eleganza assoluta e le forme geometriche pure. Il materiale principale è l'ottone anticato, abbinato al vetro trasparente o al plexiglass bianco.

*Initially a custom-made project that was later included in the catalogue, the Quadro collection of lamps is the protagonist of one of the most evocative creations by Il Fanale. Inspired by Ireland, these pendant lamps, wall lamps and ceiling lamps stand out with their sheer elegance and pure geometric shapes. The main material is antique brass, combined with transparent glass or white plexiglass.*

*on the left*

*Quadro 262.04.OT*






*Quadro 262.02.OT*

*Quadro 262.03.OT*



*on the right*  
*Quadro 262.02.OT*









*Quadro 262.51.OT*



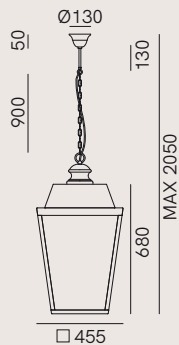




*Custom Solution*

*Quadro 262.61.OT with angle base*

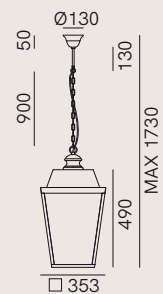




**262.50.OB / OT / FB / FT**

1 x Max 15W LED E27

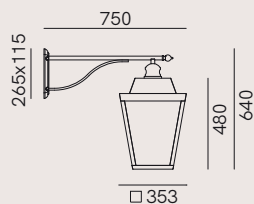
IP 43



**262.51.OB / OT / FB / FT**

1 x Max 15W LED E27

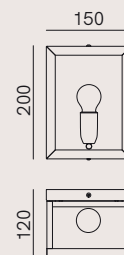
IP 43



**262.61.OB / OT / FB / FT**

1 x Max 15W LED E27

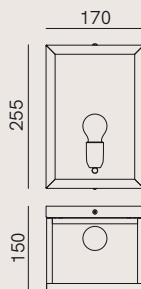
IP 43



**262.01.OT**

1 x Max 10W LED E14

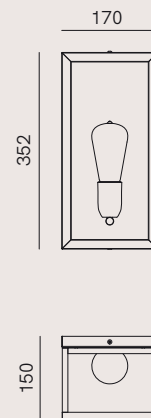
IP 55



**262.02.OT**

1 x Max 15W LED E27

IP 55

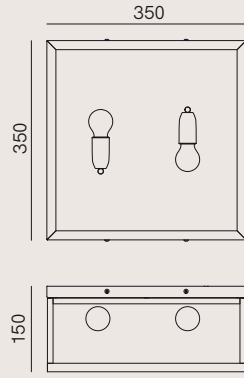


**262.04.OT**

1 x Max 15W LED E27

IP 55

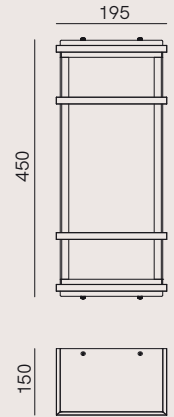
**NEW**



**262.03.OT**

2 x Max 15W LED E27

IP 55



**262.12.OB**

2 x Max 15W E27 LED

IP 65

**FINITURE | FINISHES**

**Montatura | Frame**



**O**  
Ottone Anticato  
*Antique Brass*




**F**  
Ferro Anticato  
*Antique Iron*

**Vetro | Glass**



**B**  
Bianco  
*White*



**T**  
Trasparente  
*Transparent*





# TABIÀ

DT STUDIO

Le lampade della collezione Tabià sono espressione di uno stile classico contemporaneo. Realizzate in vetro con montatura in ottone anticato, rivisitano in chiave moderna due materiali caratteristici della tradizione italiana. La collezione, composta di lampade a sospensione, plafoniere e applique, si connota per la ricerca di semplificazione e minimalismo.

*The lamps in the Tabià collection express a contemporary classic style. Made of glass with an antique brass fixture, they offer a modern interpretation of two characteristic materials of the Italian tradition. The collection, consisting of pendant lamps, ceiling lamps and wall lamps, features the search for simplicity and minimalism.*

*on the left*

*Tabià 212.07.OV, 212.17.OV*



*Tabià 212.20.OV*



*Tabià 212.08.OV*



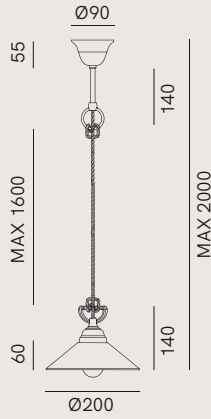
*on the right*  
*Tabià 212.17.OV*







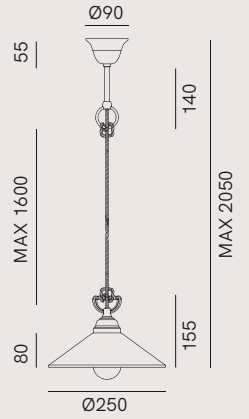
*Tabià 212.02.OV*



**212.07.OV**

1 x Max 10W LED E14

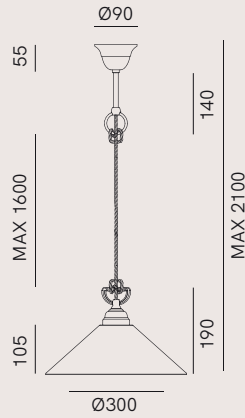
IP20



**212.08.OV**

1 x Max 15W LED E27

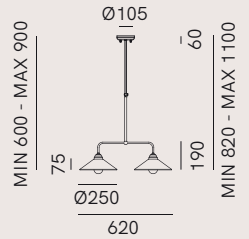
IP20



**212.09.OV**

1 x Max 15W LED E27

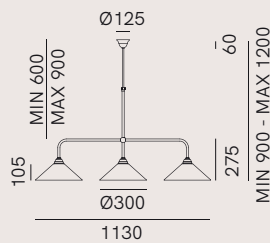
IP20



**212.24.OV**

2 x Max 15W LED E27

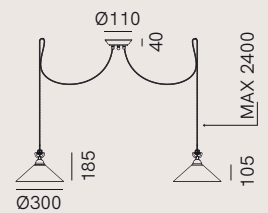
IP20



**212.25.OV**

3 x Max 15W LED E27

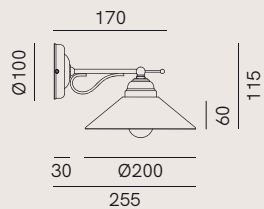
IP20



**212.10.OV**

2 x Max 15W LED E27

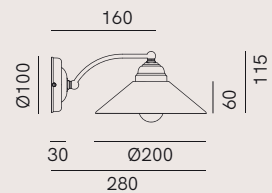
IP20



**212.14.OV**

1 x Max 10W LED E14

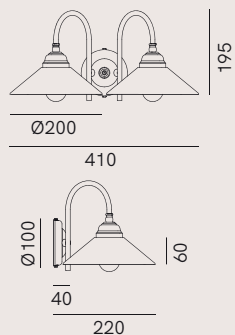
IP20



**212.17.OV**

1 x Max 10W LED E14

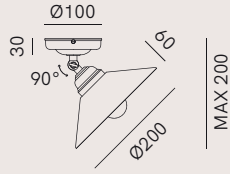
IP20



**212.20.OV**

2 x Max 10W LED E14

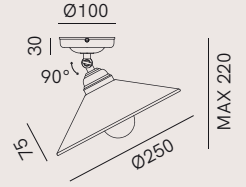
IP20



**212.23.OV**

1 x Max 10W LED E14

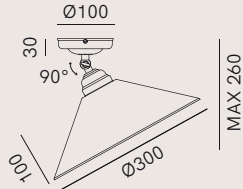
IP20



**212.02.OV**

1 x Max 15W LED E27

IP20




**212.03.OV**

1 x Max 15W LED E27

IP20


**FINITURE | FINISHES**

**Montatura | Frame**



**O**  
Ottone Anticato  
*Antique Brass*

**Vetro | Glass**



**V**  
Bianco  
*White*





# VENEZIA

DT STUDIO

Omaggio alla città di Venezia, l'omonima collezione di lampade da esterni è caratterizzata da un gusto classico ed elegante. Le lampade sono realizzate in ottone, rame anticato e vetro bianco o pulegoso, una tecnica tradizionale che conferisce alla luce interessanti effetti cromatici.

*A tribute to the city of Venice, the collection of outdoor lamps of the same name features a classic and elegant style. The lamps are made of antique brass and copper, and white or bubble glass, a classic technique that gives light some interesting colour effects.*

*on the left*

*Venezia 248.05.ORB, 248.20.ORB*





Venezia 248.14.ORT, 248.07.ORT







*Venezia 248.07.ORB*



*Venezia 248.14.ORB*



*Venezia 248.11.ORT*



*on the left*

*Venezia 248.20.ORB*



*Venezia 248.27.ORT*

*Venezia 248.20.ORB*



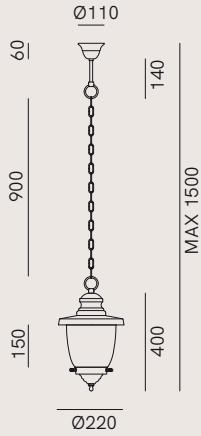




*Venezia 248.05.ORB, detail of white glass*

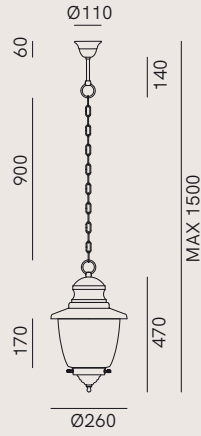
*Venezia 248.10.ORT, detail of bubble glass*





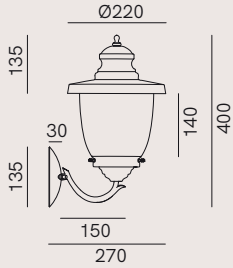
248.07.ORB / ORT  
1 x Max 15W LED E27

IP 44



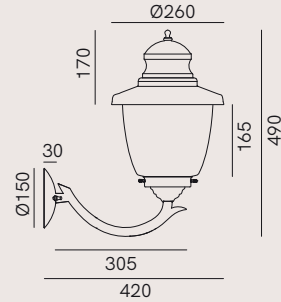
248.08.ORB / ORT  
1 x Max 15W LED E27

IP 44



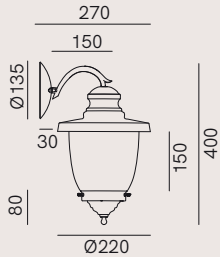
248.05.ORB / ORT  
1 x Max 15W LED E27

IP 44



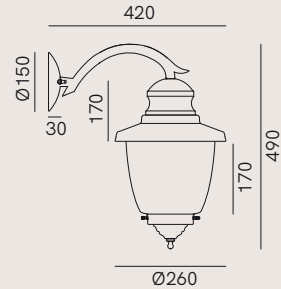
248.06.ORB / ORT  
1 x Max 15W LED E27

IP 44



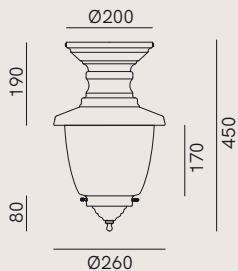
248.09.ORB / ORT  
1 x Max 15W LED E27

IP 44



248.10.ORB / ORT  
1 x Max 15W LED E27

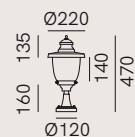
IP 44



**248.03.ORB / ORT**

1 x Max 15W LED E27

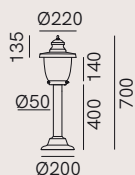
IP 43



**248.11.ORB / ORT**

1 x Max 15W LED E27

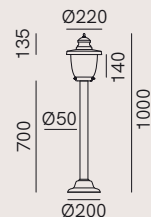
IP 44



**248.12.ORB / ORT**

1 x Max 15W LED E27

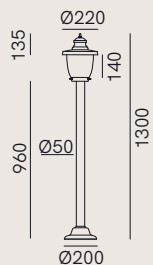
IP 44



**248.13.ORB / ORT**

1 x Max 15W LED E27

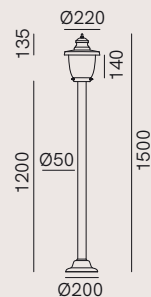
IP 44



**248.14.ORB / ORT**

1 x Max 15W LED E27

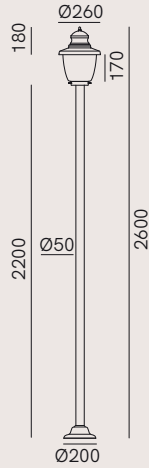
IP 44



**248.15.ORB / ORT**

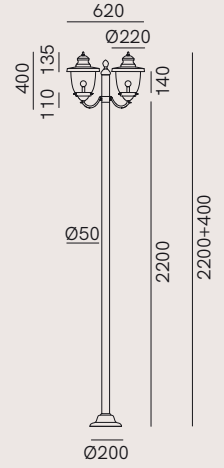
1 x Max 15W LED E27

IP 44



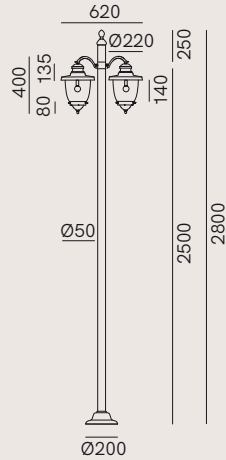
**248.18.ORB / ORT**  
1 x Max 15W LED E27

IP 44



**248.20.ORB / ORT**  
2 x Max 15W LED E27

IP 44




**248.27.ORB / ORT**  
2 x Max 15W LED E27

IP 44

**FINITURE | FINISHES**

**Montatura | Frame**



**O**  
Ottone Anticato  
*Antique Brass*

**Vetro | Glass**



**B**  
Bianco  
*White*

**Testa | Shade**



**R**  
Rame Anticato  
*Antique Copper*



**T**  
Pulegoso  
*Bubble*



# F.A.Q.

## **Siete produttori?**

L'intera produzione delle nostre lampade è interna all'azienda ed è realizzata artigianalmente. Per i vetri di Murano e le ceramiche di Bassano, ci affidiamo a produttori specializzati esterni.

## **Producete anche lampade su Misura?**

Sì, realizziamo lampade che non fanno parte del nostro catalogo ma che sono create per soddisfare particolari esigenze e/o per progetti e realizzazioni di determinati spazi.

## **Che materiali utilizzate per i vostri prodotti?**

I materiali utilizzati per la realizzazione delle nostre lampade sono: ferro, ottone, rame vetro e ceramica.

## **Quali sono le vostre finiture?**

Le finiture che utilizziamo sono: ottone anticato, ferro anticato, rame anticato, foglia oro, foglia argento e foglia rame.

E' possibile su richiesta scegliere una finitura diversa da quella presente sul catalogo.

## **Le vostre lampade subiscono alterazioni nel tempo?**

Sì, questi cambiamenti rappresentano una peculiarità dei nostri prodotti che subiscono un processo di ossidazione accelerata che continua poi naturalmente fino a raggiungere la sua completa maturazione.

## **Come si puliscono le vostre lampade?**

Per la corretta pulizia delle nostre lampade, vedi il paragrafo Pulizia presente a pagina 503.

## **Le vostre lampade sono complete di lampadine?**

No, le lampade sono sprovviste di lampadine. Le immagini sul catalogo sono solo a scopo illustrativo. Per acquistarle rivolgetevi ai punti vendita di materiale elettrico.

## **Le vostre lampade sono dimmerabili?**

Tutte le nostre lampade, ad eccezione di lampade da tavolo e piantane, sono dimmerabili con l'acquisto dell'apposita lampadina compatibile con i dimmer delle marche più note.

## **Dove posso trovare tutti i dettagli tecnici?**

Per i dettagli tecnici aggiornati invitiamo a seguire il nostro sito web: [www.ilfanale.com](http://www.ilfanale.com)

## **Are you a manufacturer?**

*We manufacture everything in house and by hand. We trust external experts for the production of Murano glass and Bassano ceramic.*

## **Do you manufacture made-to-order lamps?**

*Yes, we do make made-to-order lamps that are not included in our catalogue but meet special needs and/or requirements for the design of particular spaces.*

## **What materials do you use for your lamps?**

*The materials we use for our lamps range from iron to brass, copper, glass, and ceramic.*

## **What finishes do you offer?**

*Our range of finishes includes: antiqued brass, antiqued iron, antiqued copper, gold leaf, silver leaf and copper leaf. Upon request, we provide different finishes from those listed in the catalogue.*

## **Do your lamps change over time?**

*Yes, changes in our products represent a unique feature of our lamps that undergo an accelerated oxidation process that continues naturally until it has reached its complete maturation.*

## **What is the best way to clean your lamps?**

*For a proper cleaning of our lamps, see the section Cleaning on page 503.*

## **Do your lamps come with light bulbs?**

*No, our lamps do not come with light bulbs. Those shown in the catalogue are for illustrative purposes only. You must go to your nearest electrical equipment store to purchase them.*

## **Are your lamps dimmable?**

*Except for table lamps and floor lamps, all our lamps are dimmable by buying the appropriate bulb compatible with the dimmers of the best known brands.*

## **Where can I find all of the technical information?**

*For all updated technical information please visit our website: [www.ilfanale.com](http://www.ilfanale.com).*

# MANUTENZIONE

## MAINTENANCE

### ATTENZIONE

Non utilizzare alcool o solventi per la pulizia.  
Non rimuovere le apposite etichette adesive che contengono tutte le necessarie informazioni tecniche.  
Prima di effettuare qualsiasi operazione di pulizia o di manutenzione, spegnere l'apparecchio e disinserire il collegamento alla rete di alimentazione elettrica e lasciare riposare fino al raffreddamento dello stesso.

### Apparecchi da esterno in ottone anticato o rame

I metalli vengono sottoposti ad un trattamento di ossidazione accelerata che conferisce una particolare patina di invecchiamento, che noi definiamo "anticato". L'ossidazione degli apparecchi continua nel tempo portando l'apparecchio ad una "maturazione" in base agli agenti atmosferici della zona, acquisendo un colore più scuro tipico di un'ossidazione naturale.

### Apparecchi da esterno in ferro anticato

L'azienda esegue un trattamento di verniciatura trasparente che rallenta il processo di ossidazione.

### PULIZIA

#### Apparecchi verniciati

Utilizzare esclusivamente un panno morbido eventualmente inumidito con acqua o appositi prodotti neutri per superfici verniciate. Non usare panni abrasivi, solventi, alcool o detergenti aggressivi.

#### Apparecchi in ottone e rame

Utilizzare un panno morbido e cera liquida.



### VERSIONI LED

Per informazioni contattare Il Fanale Group s.r.l.

### WARNING

*Do not use alcohol or solvents when cleaning.  
Do not remove the labels affixed which contain important technical specifications of the lighting fixture.  
Before carrying out any cleaning or maintenance, switch off the appliance and disconnect from the electrical distribution network and let stand until it has cooled.*

### *Brass or copper outdoor luminaires*

*Metals undergo an accelerated oxidation treatment that gives a particular ageing coating, called "anticato". The oxidation process of the devices lasts over time reaching a maturation level due to weathering agents of the area, by acquiring a typical natural oxidation dark colour.*

### *Antique iron outdoor luminaires*

*The company adds a layer of transparent paint that slows down oxidation process.*

### CLEANING

#### *Painted luminaires*

*Only use a soft cloth moistened with water or specific neutral products for varnished surfaces. Do not use abrasive pads, solvent, alcohol or aggressive detergent.*

#### *Brass and copper luminaires*

*Only use a soft cloth and liquid wax.*



### VERSIONI LED

For information contact Il Fanale Group s.r.l.

# GUIDA IP

## IP GUIDE

IP

SOLIDI  
SOLIDACQUA  
WATER

### SOLIDI - SOLID

PROTEZIONI DA CORPI ESTRANEI - 1<sup>A</sup> CIFRA  
PROTECTIONS AGAINST SOLID MATTERS - 1<sup>ST</sup> NUMBER

<b>IP 0x</b>	Non protetto dal contatto e dall'ingresso di oggetti <i>No protection against contact and ingress of objects</i>
<b>IP 1x</b>	Protetto contro corpi solidi di dimensioni superiori a 50 mm, come una mano. <i>Protected against a solid object greater than 50 mm, such as a hand.</i>
<b>IP 2x</b>	Protetto contro corpi solidi di dimensioni superiori a 12 mm, come un dito. <i>Protected against a solid object greater than 12 mm, such as a finger.</i>
<b>IP 3x</b>	Protetto contro corpi solidi di dimensioni superiori a 2,5 mm, come un cacciavite. <i>Protected against a solid object greater than 2.5 mm, such as a screwdriver.</i>
<b>IP 4x</b>	Protetto contro corpi solidi di dimensioni superiori a 1 mm, come un cavo elettrico. <i>Protected against a solid object greater than 1 mm, such as a most screws and wires.</i>
<b>IP 5x</b>	Protetto contro la polvere. L'ingresso di polvere non è completamente impedito, ma non deve entrare in una quantità sufficiente da interferire con il funzionamento soddisfacente dell'apparecchiatura. <i>Dust protected. Ingress of dust is not entirely prevented, but it must not enter in sufficient quantity to interfere with the safe operation of the equipment.</i>
<b>IP 6x</b>	A tenuta di polvere. Totalmente protetto contro l'ingresso di polvere, sabbia e in generale qualsiasi corpo solido di piccole dimensioni. <i>Dust tight. No ingress of dust; complete protection against contact (dust-tight).</i>

### ACQUA - WATER

PROTEZIONE DA ACQUA - 2<sup>A</sup> CIFRA  
PROTECTION AGAINST WATER - 2<sup>ND</sup> NUMBER

<b>IP x0</b>	Non protetto. <i>No protection.</i>
<b>IP x1</b>	Protezione contro l'acqua che cade verticalmente dall'alto verso il basso. <i>Protected against vertical dripping water.</i>
<b>IP x2</b>	Protetto da caduta di gocce d'acqua con inclinazione massima 15°. <i>Protected against vertical dripping water when tilted up 15°.</i>
<b>IP x3</b>	Protezione contro schizzi di acqua che provengono in direzione 60°. <i>Protected against spraying water at an angle 60°.</i>
<b>IP x4</b>	Protezione da spruzzi di acqua provenienti da tutte le direzioni. <i>Protected against splashes of water at any angle.</i>
<b>IP x5</b>	Protezione contro getti di acqua. <i>Protected against low pressure water jets from any directions.</i>
<b>IP x6</b>	Acqua derivante da getti ad alta pressione. <i>Protected against high pressure water jets from any directions.</i>
<b>IP x7</b>	Può essere sommersa in acqua tra 15 cm e 1 m fino a 30 minuti. <i>Protected against the effects immersion of water between 15 cm and 1 m for 30 minutes..</i>
<b>IP x8</b>	Protezione contro immersione in acqua profonda e alta pressione. <i>Protected against the effects immersion of water under pressure for long periods.</i>





# CODE INDEX

Anita	<b>061.07.OC</b>	P. 329	Country	<b>082.11.OV</b>	P. 399	Cantina	<b>201.11.OO</b>	P. 379
Anita	<b>061.08.OC</b>	P. 329	Country	<b>082.14.OV</b>	P. 399	Poggio	<b>203.02.OF</b>	P. 457
Anita	<b>061.09.OC</b>	P. 329	Country	<b>082.17.OV</b>	P. 399	Poggio	<b>203.02.OO</b>	P. 457
Anita	<b>061.12.OC</b>	P. 329	Country	<b>082.19.OV</b>	P. 399	Poggio	<b>203.09.OF</b>	P. 457
Anita	<b>061.17.OC</b>	P. 329	Country	<b>082.23.OV</b>	P. 399	Poggio	<b>203.09.OO</b>	P. 457
Anita	<b>061.18.OC</b>	P. 329	Country	<b>083.02.OV</b>	P. 399	Poggio	<b>203.11.OF</b>	P. 457
Anita	<b>061.19.OC</b>	P. 329	Country	<b>083.10.OV</b>	P. 399	Poggio	<b>203.11.OO</b>	P. 457
Anita	<b>061.23.OC</b>	P. 329	Country	<b>083.11.OV</b>	P. 399	Poggio	<b>203.12.OF</b>	P. 457
Anita	<b>061.52.OC</b>	P. 329	Country	<b>083.12.OV</b>	P. 399	Poggio	<b>203.12.OO</b>	P. 457
Anita	<b>061.53.OC</b>	P. 329	Canaline	<b>200.01.OO</b>	P. 191	Poggio	<b>203.13.OF</b>	P. 457
Mini	<b>064.02.OC</b>	P. 443	Canaline	<b>200.02.OO</b>	P. 191	Poggio	<b>203.13.OO</b>	P. 457
Mini	<b>064.04.OC</b>	P. 443	Canaline	<b>200.04.OO</b>	P. 191	Cascina	<b>204.04.OO</b>	P. 385
Mini	<b>064.05.OC</b>	P. 443	Canaline	<b>200.05.OO</b>	P. 191	Cascina	<b>204.05.OO</b>	P. 385
Fior Di Pizzo	<b>065.02.OC</b>	P. 409	Canaline	<b>200.07.RR</b>	P. 191	Cascina	<b>204.07.OO</b>	P. 385
Fior Di Pizzo	<b>065.07.OC</b>	P. 409	Canaline	<b>200.09.RR</b>	P. 191	Cascina	<b>204.08.OO</b>	P. 385
Fior Di Pizzo	<b>065.08.OC</b>	P. 409	Canaline	<b>200.11.RR</b>	P. 191	Cascina	<b>204.09.OO</b>	P. 385
Fior Di Pizzo	<b>065.09.OC</b>	P. 409	Canaline	<b>200.13.RR</b>	P. 191	Cascina	<b>204.10.OO</b>	P. 385
Fior Di Pizzo	<b>065.11.OC</b>	P. 409	Canaline	<b>200.28.FF</b>	P. 191	Cascina	<b>204.23.OO</b>	P. 385
Fior Di Pizzo	<b>065.12.OC</b>	P. 409	Canaline	<b>200.31.100</b>	P. 191	Cascina	<b>204.25.OO</b>	P. 385
Fior Di Pizzo	<b>065.17.OC</b>	P. 409	Canaline	<b>200.31.150</b>	P. 191	London	<b>205.02.FF</b>	P. 283
Fior Di Pizzo	<b>065.18.OC</b>	P. 409	Canaline	<b>200.31.200</b>	P. 191	London	<b>205.04.FF</b>	P. 283
Fior Di Pizzo	<b>065.19.OC</b>	P. 409	Canaline	<b>200.35.01</b>	P. 191	London	<b>205.05.FF</b>	P. 283
Fior Di Pizzo	<b>065.21.OC</b>	P. 409	Canaline	<b>200.35.03</b>	P. 191	London	<b>205.06.FF</b>	P. 283
Fior Di Pizzo	<b>065.22.OC</b>	P. 409	Canaline	<b>200.39.01</b>	P. 191	London	<b>205.08.FF</b>	P. 283
Fior Di Pizzo	<b>065.23.OC</b>	P. 409	Canaline	<b>200.53.050</b>	P. 191	London	<b>205.09.FF</b>	P. 283
Fior Di Pizzo	<b>065.24.OC</b>	P. 409	Canaline	<b>200.54.100</b>	P. 191	London	<b>205.21.FF</b>	P. 283
Fior Di Pizzo	<b>065.25.OC</b>	P. 409	Canaline	<b>200.55.FF</b>	P. 191	London	<b>205.22.FF</b>	P. 283
Fior Di Pizzo	<b>065.52.OC</b>	P. 409	Canaline	<b>200.55.OO</b>	P. 191	London	<b>205.24.FF</b>	P. 283
Country	<b>080.02.OV</b>	P. 399	Canaline	<b>200.57.FF</b>	P. 191	London	<b>205.30.FF</b>	P. 283
Country	<b>080.10.OV</b>	P. 399	Canaline	<b>200.59.FF</b>	P. 191	London	<b>205.35.FF</b>	P. 283
Country	<b>080.11.OV</b>	P. 399	Cantina	<b>201.02.FF</b>	P. 379	London	<b>205.36.FF</b>	P. 283
Country	<b>080.12.OV</b>	P. 399	Cantina	<b>201.02.OO</b>	P. 379	Girasoli	<b>208.01.FF</b>	P. 241
Country	<b>081.02.OV</b>	P. 399	Cantina	<b>201.03.FF</b>	P. 379	Girasoli	<b>208.01.ON</b>	P. 241
Country	<b>081.10.OV</b>	P. 399	Cantina	<b>201.03.OO</b>	P. 379	Girasoli	<b>208.01.OO</b>	P. 241
Country	<b>081.17.OV</b>	P. 399	Cantina	<b>201.04.FF</b>	P. 379	Girasoli	<b>208.02.FF</b>	P. 241
Country	<b>081.19.OV</b>	P. 399	Cantina	<b>201.04.OO</b>	P. 379	Girasoli	<b>208.02.ON</b>	P. 241
Country	<b>081.23.OV</b>	P. 399	Cantina	<b>201.10.FF</b>	P. 379	Girasoli	<b>208.02.OO</b>	P. 241
Country	<b>082.02.OV</b>	P. 399	Cantina	<b>201.10.OO</b>	P. 379	Girasoli	<b>208.03.F1</b>	P. 241
Country	<b>082.10.OV</b>	P. 399	Cantina	<b>201.11.FF</b>	P. 379	Girasoli	<b>208.03.N1</b>	P. 241

Girasoli	<b>208.03.O1</b>	P. 241	Tabià	<b>212.20.OV</b>	P. 483	Barchessa	<b>220.25.ORB</b>	P. 337
Mini	<b>208.07.OO</b>	P. 443	Tabià	<b>212.23.OV</b>	P. 483	Barchessa	<b>220.25.ORT</b>	P. 337
Mini	<b>208.09.OO</b>	P. 443	Tabià	<b>212.24.OV</b>	P. 483	Barchessa	<b>220.26.ORB</b>	P. 337
Mini	<b>208.17.OO</b>	P. 443	Tabià	<b>212.25.OV</b>	P. 483	Barchessa	<b>220.26.ORT</b>	P. 337
Mini	<b>208.19.OO</b>	P. 443	Canaline	<b>214.03.FF</b>	P. 191	Patio	<b>225.04.ORB</b>	P. 451
Mini	<b>208.20.OO</b>	P. 443	Canaline	<b>214.03.OO</b>	P. 191	Patio	<b>225.04.ORT</b>	P. 451
Mini	<b>208.22.OO</b>	P. 443	Canaline	<b>214.04.FF</b>	P. 191	Patio	<b>225.05.ORB</b>	P. 451
Mini	<b>208.23.OO</b>	P. 443	Canaline	<b>214.04.OO</b>	P. 191	Patio	<b>225.05.ORT</b>	P. 451
Girasoli	<b>208.31.FF</b>	P. 241	Canaline	<b>214.05.FF</b>	P. 191	Patio	<b>225.07.ORB</b>	P. 451
Girasoli	<b>208.31.ON</b>	P. 241	Canaline	<b>214.05.OO</b>	P. 191	Patio	<b>225.07.ORT</b>	P. 451
Girasoli	<b>208.31.OO</b>	P. 241	Canaline	<b>214.07.FF</b>	P. 191	Calmaggiore	<b>230.03.ORB</b>	P. 369
Girasoli	<b>208.33.F1</b>	P. 241	Canaline	<b>214.07.OO</b>	P. 191	Calmaggiore	<b>230.03.ORT</b>	P. 369
Girasoli	<b>208.33.N1</b>	P. 241	Girasoli	<b>214.08.FF</b>	P. 241	Calmaggiore	<b>231.03.ORB</b>	P. 369
Girasoli	<b>208.33.O1</b>	P. 241	Girasoli	<b>214.08.ON</b>	P. 241	Calmaggiore	<b>231.03.ORT</b>	P. 369
Girasoli	<b>208.34.FF</b>	P. 241	Girasoli	<b>214.08.OO</b>	P. 241	Calmaggiore	<b>232.06.ORB</b>	P. 369
Girasoli	<b>208.34.ON</b>	P. 241	Girasoli	<b>214.10.FF</b>	P. 241	Calmaggiore	<b>232.06.ORT</b>	P. 369
Girasoli	<b>208.34.OO</b>	P. 241	Girasoli	<b>214.10.ON</b>	P. 241	Calmaggiore	<b>233.03.ORB</b>	P. 369
Girasoli	<b>208.35.FF</b>	P. 241	Girasoli	<b>214.10.OO</b>	P. 241	Calmaggiore	<b>233.03.ORT</b>	P. 369
Girasoli	<b>208.35.ON</b>	P. 241	Canaline	<b>214.13.FF</b>	P. 191	Calmaggiore	<b>233.05.ORB</b>	P. 369
Girasoli	<b>208.35.OO</b>	P. 241	Canaline	<b>214.13.OO</b>	P. 191	Calmaggiore	<b>233.05.ORT</b>	P. 369
Girasoli	<b>208.46.FF</b>	P. 241	Canaline	<b>214.14.FF</b>	P. 191	Calmaggiore	<b>233.13.ORB</b>	P. 369
Girasoli	<b>208.46.ON</b>	P. 241	Canaline	<b>214.14.OO</b>	P. 191	Calmaggiore	<b>233.13.ORT</b>	P. 369
Girasoli	<b>208.46.OO</b>	P. 241	Canaline	<b>214.15.FF</b>	P. 191	Contrada	<b>243.02.OR</b>	P. 393
Girasoli	<b>208.50.FF</b>	P. 241	Canaline	<b>214.15.OO</b>	P. 191	Contrada	<b>243.05.OR</b>	P. 393
Girasoli	<b>208.50.ON</b>	P. 241	Canaline	<b>214.17.FF</b>	P. 191	Contrada	<b>243.06.OR</b>	P. 393
Girasoli	<b>208.50.OO</b>	P. 241	Canaline	<b>214.17.OO</b>	P. 191	Contrada	<b>243.25.ORB</b>	P. 393
Girasoli	<b>208.55.FF</b>	P. 241	Girasoli	<b>214.26.FF</b>	P. 241	Contrada	<b>243.25.ORT</b>	P. 393
Girasoli	<b>208.55.FF</b>	P. 241	Girasoli	<b>214.26.ON</b>	P. 241	Contrada	<b>243.26.ORB</b>	P. 393
Girasoli	<b>208.55.FF</b>	P. 241	Girasoli	<b>214.26.OO</b>	P. 241	Contrada	<b>243.26.ORT</b>	P. 393
Galileo	<b>210.02.F1</b>	P. 229	Barchessa	<b>220.02.OO</b>	P. 337	Borgo	<b>244.02.ORB</b>	P. 355
Contrada	<b>211.11.OR</b>	P. 393	Barchessa	<b>220.02.OR</b>	P. 337	Borgo	<b>244.02.ORT</b>	P. 355
Tabià	<b>212.02.OV</b>	P. 483	Barchessa	<b>220.03.OR</b>	P. 337	Borgo	<b>244.03.ORB</b>	P. 355
Tabià	<b>212.03.OV</b>	P. 483	Barchessa	<b>220.04.FO</b>	P. 337	Borgo	<b>244.03.ORT</b>	P. 355
Tabià	<b>212.07.OV</b>	P. 483	Barchessa	<b>220.04.OR</b>	P. 337	Borgo	<b>244.05.ORB</b>	P. 355
Tabià	<b>212.08.OV</b>	P. 483	Barchessa	<b>220.08.ORB</b>	P. 337	Borgo	<b>244.05.ORT</b>	P. 355
Tabià	<b>212.09.OV</b>	P. 483	Barchessa	<b>220.08.ORT</b>	P. 337	Borgo	<b>244.06.ORB</b>	P. 355
Tabià	<b>212.10.OV</b>	P. 483	Barchessa	<b>220.11.OR</b>	P. 337	Borgo	<b>244.06.ORT</b>	P. 355
Tabià	<b>212.14.OV</b>	P. 483	Barchessa	<b>220.13.ORB</b>	P. 337	Borgo	<b>244.08.ORB</b>	P. 355
Tabià	<b>212.17.OV</b>	P. 483	Barchessa	<b>220.13.ORT</b>	P. 337	Borgo	<b>244.08.ORT</b>	P. 355

Borgo	<b>244.25.ORB</b>	P. 355	Marina	<b>247.38.OO</b>	P. 293	Galileo	<b>251.02.F94</b>	P. 229
Borgo	<b>244.25.ORT</b>	P. 355	Marina	<b>247.39.OO</b>	P. 293	Galileo	<b>251.02.F95</b>	P. 229
Borgo	<b>244.30.ORB</b>	P. 355	Marina	<b>247.70.OO</b>	P. 293	Galileo	<b>251.02.F96</b>	P. 229
Borgo	<b>244.30.ORT</b>	P. 355	Marina	<b>247.72.OO</b>	P. 293	Galileo	<b>251.02.FF</b>	P. 229
Borgo	<b>244.40.ORB</b>	P. 355	Marina	<b>247.73.OO</b>	P. 293	Galileo	<b>251.04.F94</b>	P. 229
Borgo	<b>244.40.ORT</b>	P. 355	Venezia	<b>248.02.ORB</b>	P. 491	Galileo	<b>251.04.F95</b>	P. 229
Borgo	<b>244.42.ORB</b>	P. 355	Venezia	<b>248.02.ORT</b>	P. 491	Galileo	<b>251.04.F96</b>	P. 229
Borgo	<b>244.42.ORT</b>	P. 355	Venezia	<b>248.03.ORB</b>	P. 491	Galileo	<b>251.04.FF</b>	P. 229
Garden	<b>245.07.ORB</b>	P. 419	Venezia	<b>248.03.ORT</b>	P. 491	Galileo	<b>251.06.F94</b>	P. 229
Garden	<b>245.07.ORT</b>	P. 419	Venezia	<b>248.05.ORB</b>	P. 491	Galileo	<b>251.06.F95</b>	P. 229
Garden	<b>245.21.ORB</b>	P. 419	Venezia	<b>248.05.ORT</b>	P. 491	Galileo	<b>251.06.F96</b>	P. 229
Garden	<b>245.21.ORT</b>	P. 419	Venezia	<b>248.06.ORB</b>	P. 491	Galileo	<b>251.06.FF</b>	P. 229
Garden	<b>245.22.ORB</b>	P. 419	Venezia	<b>248.06.ORT</b>	P. 491	Galileo	<b>251.07.FF</b>	P. 229
Garden	<b>245.22.ORT</b>	P. 419	Venezia	<b>248.07.ORB</b>	P. 491	Galileo	<b>251.08.F94</b>	P. 229
Garden	<b>245.23.ORB</b>	P. 419	Venezia	<b>248.07.ORT</b>	P. 491	Galileo	<b>251.08.F95</b>	P. 229
Garden	<b>245.23.ORT</b>	P. 419	Venezia	<b>248.08.ORB</b>	P. 491	Galileo	<b>251.08.F96</b>	P. 229
Garden	<b>245.24.ORB</b>	P. 419	Venezia	<b>248.08.ORT</b>	P. 491	Galileo	<b>251.08.FF</b>	P. 229
Garden	<b>245.24.ORT</b>	P. 419	Venezia	<b>248.09.ORB</b>	P. 491	Galileo	<b>251.10.F94</b>	P. 229
Garden	<b>245.41.ORB</b>	P. 419	Venezia	<b>248.09.ORT</b>	P. 491	Galileo	<b>251.10.F95</b>	P. 229
Garden	<b>245.41.ORT</b>	P. 419	Venezia	<b>248.10.ORB</b>	P. 491	Galileo	<b>251.10.F96</b>	P. 229
Garden	<b>245.42.ORB</b>	P. 419	Venezia	<b>248.10.ORT</b>	P. 491	Galileo	<b>251.10.FF</b>	P. 229
Garden	<b>245.42.ORT</b>	P. 419	Venezia	<b>248.11.ORB</b>	P. 491	Decori	<b>252.01.RF</b>	P. 203
Garden	<b>245.43.ORB</b>	P. 419	Venezia	<b>248.11.ORT</b>	P. 491	Decori	<b>252.01.RR</b>	P. 203
Garden	<b>245.43.ORT</b>	P. 419	Venezia	<b>248.12.ORB</b>	P. 491	Decori	<b>252.02.RF</b>	P. 203
Garden	<b>245.44.ORB</b>	P. 419	Venezia	<b>248.12.ORT</b>	P. 491	Decori	<b>252.02.RR</b>	P. 203
Garden	<b>245.44.ORT</b>	P. 419	Venezia	<b>248.13.ORB</b>	P. 491	Decori	<b>252.03.RF</b>	P. 203
Garden	<b>245.45.ORB</b>	P. 419	Venezia	<b>248.13.ORT</b>	P. 491	Decori	<b>252.03.RR</b>	P. 203
Garden	<b>245.45.ORT</b>	P. 419	Venezia	<b>248.14.ORB</b>	P. 491	Decori	<b>252.04.RF</b>	P. 203
Granaio	<b>246.05.ORB</b>	P. 429	Venezia	<b>248.14.ORT</b>	P. 491	Decori	<b>252.04.RR</b>	P. 203
Granaio	<b>246.05.ORT</b>	P. 429	Venezia	<b>248.15.ORB</b>	P. 491	Decori	<b>252.05.RF</b>	P. 203
Granaio	<b>246.06.ORB</b>	P. 429	Venezia	<b>248.15.ORT</b>	P. 491	Decori	<b>252.05.RR</b>	P. 203
Granaio	<b>246.06.ORT</b>	P. 429	Venezia	<b>248.18.ORB</b>	P. 491	Decori	<b>252.06.RF</b>	P. 203
Granaio	<b>246.07.ORB</b>	P. 429	Venezia	<b>248.18.ORT</b>	P. 491	Decori	<b>252.06.RR</b>	P. 203
Granaio	<b>246.07.ORT</b>	P. 429	Venezia	<b>248.20.ORB</b>	P. 491	Decori	<b>252.07.RF</b>	P. 203
Marina	<b>247.01.OO</b>	P. 293	Venezia	<b>248.20.ORT</b>	P. 491	Decori	<b>252.07.RR</b>	P. 203
Marina	<b>247.02.OO</b>	P. 293	Venezia	<b>248.27.ORB</b>	P. 491	Decori	<b>252.08.RF</b>	P. 203
Marina	<b>247.03.OO</b>	P. 293	Venezia	<b>248.27.ORT</b>	P. 491	Decori	<b>252.08.RR</b>	P. 203
Marina	<b>247.04.OO</b>	P. 293	Ponte	<b>250.04.OR</b>	P. 463	Decori	<b>252.09.RF</b>	P. 203
Marina	<b>247.25.AO</b>	P. 293	Ponte	<b>250.24.ORB</b>	P. 463	Decori	<b>252.09.RR</b>	P. 203
Marina	<b>247.26.AO</b>	P. 293	Ponte	<b>250.24.ORT</b>	P. 463	Khonus	<b>256.01.FF</b>	P. 257
Marina	<b>247.36.OO</b>	P. 293	Ponte	<b>250.26.ORB</b>	P. 463	Khonus	<b>256.02.FF</b>	P. 257
Marina	<b>247.37.OO</b>	P. 293	Ponte	<b>250.26.ORT</b>	P. 463	Galileo	<b>257.32.FF</b>	P. 229

Galileo	<b>257.33.FF</b>	P. 229	Lanterne	<b>265.08.OO</b>	P. 263	Etoile	<b>274.03.ONB</b>	P. 115
Galileo	<b>257.34.FF</b>	P. 229	Lanterne	<b>265.11.FF</b>	P. 263	Etoile	<b>274.03.OOB</b>	P. 115
Porto	<b>258.01.FF</b>	P. 469	Lanterne	<b>265.11.OO</b>	P. 263	Etoile	<b>274.04.ONB</b>	P. 115
Porto	<b>258.02.FF</b>	P. 469	Lanterne	<b>265.12.FF</b>	P. 263	Etoile	<b>274.04.OOB</b>	P. 115
Fiordo	<b>261.01.OR</b>	P. 221	Lanterne	<b>265.12.OO</b>	P. 263	Etoile	<b>274.05.ONB</b>	P. 115
Fiordo	<b>261.10.OR</b>	P. 221	Lanterne	<b>265.13.FF</b>	P. 263	Etoile	<b>274.05.OOB</b>	P. 115
Fiordo	<b>261.11.OR</b>	P. 221	Lanterne	<b>265.13.OO</b>	P. 263	Etoile	<b>274.06.ONB</b>	P. 115
Fiordo	<b>261.12.OR</b>	P. 221	Lanterne Slim	<b>267.01.OO</b>	P. 23	Etoile	<b>274.06.OOB</b>	P. 115
Quadro	<b>262.01.OT</b>	P. 473	Lanterne Slim	<b>267.02.OO</b>	P. 23	Etoile	<b>274.07.ONB</b>	P. 115
Quadro	<b>262.02.OT</b>	P. 473	Lanterne Slim	<b>267.03.OO</b>	P. 23	Etoile	<b>274.07.OOB</b>	P. 115
Quadro	<b>262.03.OT</b>	P. 473	Lanterne Slim	<b>267.04.OO</b>	P. 23	Etoile	<b>274.09.ONB</b>	P. 115
Quadro	<b>262.04.OT</b>	P. 473	Lanterne Slim	<b>267.05.OO</b>	P. 23	Etoile	<b>274.09.OOB</b>	P. 115
Quadro	<b>262.12.OB</b>	P. 473	Officina	<b>268.01.FF</b>	P. 305	Etoile	<b>274.10.ONB</b>	P. 115
Quadro	<b>262.50.FB</b>	P. 473	Officina	<b>268.02.FF</b>	P. 305	Etoile	<b>274.10.OOB</b>	P. 115
Quadro	<b>262.50.FT</b>	P. 473	Officina	<b>268.03.FF</b>	P. 305	Molecola	<b>275.01.ONT</b>	P. 131
Quadro	<b>262.50.OB</b>	P. 473	Officina	<b>268.04.FF</b>	P. 305	Molecola	<b>275.01.OOT</b>	P. 131
Quadro	<b>262.50.OT</b>	P. 473	Officina	<b>268.05.FF</b>	P. 305	Molecola	<b>275.02.ONT</b>	P. 131
Quadro	<b>262.51.FB</b>	P. 473	Officina	<b>268.06.FF</b>	P. 305	Molecola	<b>275.02.OOT</b>	P. 131
Quadro	<b>262.51.FT</b>	P. 473	Officina	<b>268.09.FF</b>	P. 305	Molecola	<b>275.03.ONT</b>	P. 131
Quadro	<b>262.51.OB</b>	P. 473	Officina	<b>268.10.FF</b>	P. 305	Molecola	<b>275.03.OOT</b>	P. 131
Quadro	<b>262.51.OT</b>	P. 473	Loft	<b>269.02.OF</b>	P. 275	Molecola	<b>275.04.ONT</b>	P. 131
Quadro	<b>262.61.FB</b>	P. 473	Loft	<b>269.03.OF</b>	P. 275	Molecola	<b>275.04.OOT</b>	P. 131
Quadro	<b>262.61.FT</b>	P. 473	Loft	<b>269.04.OF</b>	P. 275	Molecola	<b>275.05.ONT</b>	P. 131
Quadro	<b>262.61.OB</b>	P. 473	Loft	<b>269.05.OF</b>	P. 275	Molecola	<b>275.05.OOT</b>	P. 131
Quadro	<b>262.61.OT</b>	P. 473	Loft	<b>269.06.OF</b>	P. 275	Molecola	<b>275.06.ONT</b>	P. 131
Loggia	<b>264.01.OOB</b>	P. 437	Loft	<b>269.08.OF</b>	P. 275	Molecola	<b>275.06.OOT</b>	P. 131
Loggia	<b>264.01.OOT</b>	P. 437	Loft	<b>269.11.FF</b>	P. 275	Molecola	<b>275.08.ONT</b>	P. 131
Loggia	<b>264.02.OOB</b>	P. 437	Loft	<b>269.12.FF</b>	P. 275	Molecola	<b>275.08.OOT</b>	P. 131
Loggia	<b>264.02.OOT</b>	P. 437	Loft	<b>269.13.FF</b>	P. 275	Molecola	<b>275.09.ONT</b>	P. 131
Loggia	<b>264.07.OOB</b>	P. 437	Loft	<b>269.14.FF</b>	P. 275	Molecola	<b>275.09.OOT</b>	P. 131
Loggia	<b>264.07.OOT</b>	P. 437	Drop	<b>270.02.ORT</b>	P. 211	Molecola	<b>275.10.ONT</b>	P. 131
Loggia	<b>264.10.OOB</b>	P. 437	Drop	<b>270.03.ORT</b>	P. 211	Molecola	<b>275.10.OOT</b>	P. 131
Loggia	<b>264.10.OOT</b>	P. 437	Drop	<b>270.04.ORT</b>	P. 211	Molecola	<b>275.11.ONT</b>	P. 131
Loggia	<b>264.11.OOB</b>	P. 437	Drop	<b>270.12.ORT</b>	P. 211	Molecola	<b>275.11.OOT</b>	P. 131
Loggia	<b>264.11.OOT</b>	P. 437	Drop	<b>270.13.ORT</b>	P. 211	Molecola	<b>275.12.ONT</b>	P. 131
Lanterne	<b>265.01.FF</b>	P. 263	Reporter	<b>271.01.OF</b>	P. 315	Molecola	<b>275.12.OOT</b>	P. 131
Lanterne	<b>265.01.OO</b>	P. 263	Reporter	<b>271.04.OF</b>	P. 315	Molecola	<b>275.13.ONT</b>	P. 131
Lanterne	<b>265.02.FF</b>	P. 263	Reporter	<b>271.05.OF</b>	P. 315	Molecola	<b>275.13.OOT</b>	P. 131
Lanterne	<b>265.02.OO</b>	P. 263	Reporter	<b>271.06.OF</b>	P. 315	Alchimia	<b>277.02.ONT</b>	P. 67
Lanterne	<b>265.03.FF</b>	P. 263	Reporter	<b>271.08.OF</b>	P. 315	Alchimia	<b>277.02.OOT</b>	P. 67
Lanterne	<b>265.03.OO</b>	P. 263	Etoile	<b>274.01.ONB</b>	P. 115	Alchimia	<b>277.03.ONT</b>	P. 67
Lanterne	<b>265.08.FF</b>	P. 263	Etoile	<b>274.01.OOB</b>	P. 115	Alchimia	<b>277.03.OOT</b>	P. 67



Alchimia	<b>277.04.ONT</b>	P. 67	Pliè	<b>284.03.ON</b>	P. 151	Madame	<b>288.20.ME</b>	P. 53
Alchimia	<b>277.04.OOT</b>	P. 67	Pliè	<b>284.04.ON</b>	P. 151	Madame	<b>288.20.ON</b>	P. 53
Alchimia	<b>277.05.ONT</b>	P. 67	Pliè	<b>284.05.ON</b>	P. 151	Dew	<b>289.01.FT</b>	P. 33
Alchimia	<b>277.05.OOT</b>	P. 67	Pliè	<b>284.06.ON</b>	P. 151	Dew	<b>289.05.FT</b>	P. 33
Alchimia	<b>277.06.ONT</b>	P. 67	Pliè	<b>284.07.ON</b>	P. 151	Dew	<b>289.10.FT</b>	P. 33
Alchimia	<b>277.06.OOT</b>	P. 67	Typha	<b>285.01.ON</b>	P. 173	Dew	<b>289.11.FT</b>	P. 33
Alchimia	<b>277.12.ONT</b>	P. 67	Typha	<b>285.02.ON</b>	P. 173	Dew	<b>289.12.FT</b>	P. 33
Alchimia	<b>277.12.OOT</b>	P. 67	Typha	<b>285.03.ON</b>	P. 173	Borgo	<b>301.B2.ORB</b>	P. 355
Alchimia	<b>277.13.ONT</b>	P. 67	Typha	<b>285.04.ON</b>	P. 173	Borgo	<b>301.B2.ORT</b>	P. 355
Alchimia	<b>277.13.OOT</b>	P. 67	Typha	<b>285.05.ON</b>	P. 173	Calmaggiore	<b>301.B3.ORB</b>	P. 369
Alchimia	<b>277.14.ONT</b>	P. 67	Cone	<b>286.01.EE</b>	P. 41	Calmaggiore	<b>301.B3.ORT</b>	P. 369
Alchimia	<b>277.14.OOT</b>	P. 67	Cone	<b>286.01.FF</b>	P. 41	Borgo	<b>301.B4.ORB</b>	P. 355
Alchimia	<b>277.15.ONT</b>	P. 67	Cone	<b>286.01.MM</b>	P. 41	Borgo	<b>301.B4.ORT</b>	P. 355
Alchimia	<b>277.15.OOT</b>	P. 67	Cone	<b>286.02.EE</b>	P. 41	Calmaggiore	<b>301.B5.ORB</b>	P. 369
Alchimia	<b>277.16.ONT</b>	P. 67	Cone	<b>286.02.FF</b>	P. 41	Calmaggiore	<b>301.B5.ORT</b>	P. 369
Alchimia	<b>277.16.OOT</b>	P. 67	Cone	<b>286.02.MM</b>	P. 41	Borgo	<b>301.D3.ORB</b>	P. 355
Bloom	<b>279.01.G</b>	P. 89	Cone	<b>286.03.EE</b>	P. 41	Borgo	<b>301.D3.ORT</b>	P. 355
Bloom	<b>279.01.GS</b>	P. 89	Cone	<b>286.03.FF</b>	P. 41	Barchessa	<b>301.D5.ORB</b>	P. 337
Bloom	<b>279.01.P</b>	P. 89	Cone	<b>286.03.MM</b>	P. 41	Barchessa	<b>301.D5.ORT</b>	P. 337
Bloom	<b>279.01.PS</b>	P. 89	Cone	<b>286.07.EE</b>	P. 41	Barchessa	<b>301.D7.ORB</b>	P. 337
Bloom	<b>279.02.G</b>	P. 89	Cone	<b>286.07.FF</b>	P. 41	Barchessa	<b>301.D7.ORT</b>	P. 337
Bloom	<b>279.02.GS</b>	P. 89	Cone	<b>286.07.MM</b>	P. 41	Calmaggiore	<b>304.H1.ORB</b>	P. 369
Bloom	<b>279.02.P</b>	P. 89	Cone	<b>286.08.EE</b>	P. 41	Calmaggiore	<b>304.H1.ORT</b>	P. 369
Bloom	<b>279.02.PS</b>	P. 89	Cone	<b>286.08.FF</b>	P. 41	Borgo	<b>304.H3.ORB</b>	P. 355
Bloom	<b>279.03.G</b>	P. 89	Cone	<b>286.08.MM</b>	P. 41	Borgo	<b>304.H3.ORT</b>	P. 355
Bloom	<b>279.03.GS</b>	P. 89	Cone	<b>286.12.OOB</b>	P. 41	Barchessa	<b>304.H5.ORB</b>	P. 337
Bloom	<b>279.03.P</b>	P. 89	Cone	<b>286.13.OOB</b>	P. 41	Barchessa	<b>304.H5.ORT</b>	P. 337
Bloom	<b>279.03.PS</b>	P. 89	Cone	<b>286.16.OOB</b>	P. 41	Barchessa	<b>304.H7.ORB</b>	P. 337
Bloom	<b>279.04.G</b>	P. 89	Cone	<b>286.17.OOB</b>	P. 41	Barchessa	<b>304.H7.ORT</b>	P. 337
Bloom	<b>279.04.GS</b>	P. 89	Cone	<b>286.18.OOB</b>	P. 41	Granaio	<b>304.H8.ORB</b>	P. 429
Bloom	<b>279.04.P</b>	P. 89	Bell	<b>287.01.ONB</b>	P. 347	Granaio	<b>304.H8.ORT</b>	P. 429
Bloom	<b>279.04.PS</b>	P. 89	Bell	<b>287.01.OOB</b>	P. 347	Calmaggiore	<b>304.L1.ORB</b>	P. 369
Bloom	<b>279.05.G</b>	P. 89	Bell	<b>287.04.ONB</b>	P. 347	Calmaggiore	<b>304.L1.ORT</b>	P. 369
Alma	<b>282.01.ON</b>	P. 77	Bell	<b>287.04.OOB</b>	P. 347	Borgo	<b>304.L3.ORB</b>	P. 355
Alma	<b>282.02.ON</b>	P. 77	Bell	<b>287.10.ONB</b>	P. 347	Borgo	<b>304.L3.ORT</b>	P. 355
Alma	<b>282.03.ON</b>	P. 77	Bell	<b>287.10.OOB</b>	P. 347	Barchessa	<b>304.L5.ORB</b>	P. 337
Alma	<b>282.04.ON</b>	P. 77	Madame	<b>288.01.ME</b>	P. 53	Barchessa	<b>304.L5.ORT</b>	P. 337
Alma	<b>282.05.ON</b>	P. 77	Madame	<b>288.01.ON</b>	P. 53	Barchessa	<b>304.L7.ORB</b>	P. 337
Armada	<b>283.02.NN</b>	P. 181	Madame	<b>288.03.ME</b>	P. 53	Barchessa	<b>304.L7.ORT</b>	P. 337
Armada	<b>283.04.NN</b>	P. 181	Madame	<b>288.03.ON</b>	P. 53	Granaio	<b>304.L8.ORB</b>	P. 429
Pliè	<b>284.01.ON</b>	P. 151	Madame	<b>288.10.ME</b>	P. 53	Granaio	<b>304.L8.ORT</b>	P. 429
Pliè	<b>284.02.ON</b>	P. 151	Madame	<b>288.10.ON</b>	P. 53	Rilegato	<b>379.00.80</b>	P. 157

Rilegato	<b>380.00.80</b>	P. 157	Bon Ton	<b>N3.D1O</b>	P. 97	Sunset	<b>U3.N1</b>	P. 167
Rilegato	<b>401.00.80</b>	P. 157	Bon Ton	<b>N3.E1</b>	P. 97	Sunset	<b>U4.E1</b>	P. 167
Rilegato	<b>402.00.80</b>	P. 157	Bon Ton	<b>N3.E1O</b>	P. 97	Sunset	<b>U4.F1</b>	P. 167
Rilegato	<b>411.00.80</b>	P. 157	Bon Ton	<b>N3.F1</b>	P. 97	Sunset	<b>U4.G1</b>	P. 167
Rilegato	<b>413.00.80</b>	P. 157	Bon Ton	<b>N3.F1O</b>	P. 97	Sunset	<b>U4.H1</b>	P. 167
Rilegato	<b>490.00.80</b>	P. 157	Bon Ton	<b>N3.G1</b>	P. 97	Sunset	<b>U4.I1</b>	P. 167
Rilegato	<b>491.00.80</b>	P. 157	Bon Ton	<b>N3.G1O</b>	P. 97	Sunset	<b>U4.L1</b>	P. 167
Miami	<b>F1A1</b>	P. 123	Bon Ton	<b>N3.H1</b>	P. 97	Sunset	<b>U4.M1</b>	P. 167
Miami	<b>F2A1</b>	P. 123	Bon Ton	<b>N3.H1O</b>	P. 97	Sunset	<b>U4.N1</b>	P. 167
Miami	<b>F3A1</b>	P. 123	Bon Ton	<b>N4.A3EO</b>	P. 97	Saint Tropez	<b>Z1.C1</b>	P. 321
Narciso	<b>G1.A1</b>	P. 143	Bon Ton	<b>N4.B3EO</b>	P. 97	Saint Tropez	<b>Z2.C1</b>	P. 321
Narciso	<b>G1.B1</b>	P. 143	Bon Ton	<b>N4.G3EO</b>	P. 97	Saint Tropez	<b>Z3.C1</b>	P. 321
Narciso	<b>G1.D1</b>	P. 143	Bon Ton	<b>N6.D3EO</b>	P. 97			
Narciso	<b>G2.A1</b>	P. 143	Bon Ton	<b>N6.E3EO</b>	P. 97			
Narciso	<b>G2.B1</b>	P. 143	Bon Ton	<b>N6.F3EO</b>	P. 97			
Narciso	<b>G2.D1</b>	P. 143	Bon Ton	<b>N6.G3EO</b>	P. 97			
Narciso	<b>G3.A1</b>	P. 143	Bon Ton	<b>N6.H3EO</b>	P. 97			
Narciso	<b>G3.B1</b>	P. 143	Bon Ton	<b>N7.A3AO</b>	P. 97			
Narciso	<b>G3.D1</b>	P. 143	Bon Ton	<b>N7.B3AO</b>	P. 97			
Narciso	<b>G4.A1</b>	P. 143	Bon Ton	<b>N7.G3EO</b>	P. 97			
Narciso	<b>G4.B1</b>	P. 143	Bon Ton	<b>N9.D3FO</b>	P. 97			
Narciso	<b>G4.D1</b>	P. 143	Bon Ton	<b>N9.E3FO</b>	P. 97			
Bole	<b>L1.C1</b>	P. 187	Bon Ton	<b>N9.F3FO</b>	P. 97			
Bole	<b>L3.C1</b>	P. 187	Bon Ton	<b>N9.G3FO</b>	P. 97			
Bole	<b>LK1</b>	P. 187	Bon Ton	<b>N9.H3FO</b>	P. 97			
Bole	<b>LK2</b>	P. 187	Bitta	<b>T1.B5</b>	P. 83			
Rilegato	<b>MEDINA.DPE</b>	P. 157	Bitta	<b>T1.E5</b>	P. 83			
Rilegato	<b>MEDINA.OE</b>	P. 157	Sunset	<b>U2.E1</b>	P. 167			
Rilegato	<b>MEDINA.TCE</b>	P. 157	Sunset	<b>U2.F1</b>	P. 167			
Bon Ton	<b>N1.A1</b>	P. 97	Sunset	<b>U2.G1</b>	P. 167			
Bon Ton	<b>N1.A1O</b>	P. 97	Sunset	<b>U2.H1</b>	P. 167			
Bon Ton	<b>N1.B1</b>	P. 97	Sunset	<b>U2.I1</b>	P. 167			
Bon Ton	<b>N1.B1O</b>	P. 97	Sunset	<b>U2.L1</b>	P. 167			
Bon Ton	<b>N1.G1</b>	P. 97	Sunset	<b>U2.M1</b>	P. 167			
Bon Ton	<b>N1.G1O</b>	P. 97	Sunset	<b>U2.N1</b>	P. 167			
Bon Ton Marble	<b>N16.L3O</b>	P. 109	Sunset	<b>U3.E1</b>	P. 167			
Bon Ton Marble	<b>N16.M3O</b>	P. 109	Sunset	<b>U3.F1</b>	P. 167			
Bon Ton	<b>N2.C1</b>	P. 97	Sunset	<b>U3.G1</b>	P. 167			
Bon Ton	<b>N2.C1O</b>	P. 97	Sunset	<b>U3.H1</b>	P. 167			
Bon Ton	<b>N2.D1</b>	P. 97	Sunset	<b>U3.I1</b>	P. 167			
Bon Ton	<b>N2.D1O</b>	P. 97	Sunset	<b>U3.L1</b>	P. 167			
Bon Ton	<b>N3.D1</b>	P. 97	Sunset	<b>U3.M1</b>	P. 167			

**Il Fanale Group srl**  
Via Olivo Bredariol 15  
31048 San Biagio di Callalta (TV) Italy  
+39 0422 895200

info@ilfanale.com  
**ilfanale.com**

**concept**

Il Fanale Group srl

**image**

Inthemiddle Studio  
Salaposa Studio (P. 22-31, 40-63, 346-353)  
Beppe Brancato (P. 125, 126, 128, 94)  
Matteo de Mayda (P. 4, 5, 8, 9, 11, 14, 15)

**art direction photo Matteo de Mayda**

Dogtrot

**styling**

Nicola Barutto

**pre-press & printing**

Grafiche Antiga



**printed in Italy**

June 2022

Il Fanale Group srl si riserva il diritto di sospendere la produzione in qualunque momento e senza preavviso di qualsiasi articolo, modificare, senza preavviso, finiture, disegni e dimensioni dei prodotti presentati in questo catalogo.

I colori e le finiture visualizzate sono puramente indicativi e possono differire dagli originali. Le immagini riprodotte nel presente catalogo sono di proprietà esclusiva di Il Fanale Group srl. È vietata qualunque riproduzione o utilizzo delle immagini senza preventiva autorizzazione scritta di Il Fanale Group srl.

*Il Fanale Group srl reserves the right to suspend any product from the production range without notification. Moreover it reserves the right to change, without any notice, materials, covers, finishes, drawings and dimensions of the products of this catalogue.*

*Colors and finishes shown are approximate and may differ from actual ones. All images in this catalogue are property of Il Fanale Group srl. Every reproduction or use of the images without prior written authorization from Il Fanale Group srl is therefore strictly forbidden.*





